

Eumach

Always Step Ahead



5 AXIS

General catalogue

A PROFESSIONAL CNC MACHINES MANUFACTURER

C Frame / Trunnion Table

HSM-1000L



1020mm x 610mm x 610mm travel, removable ϕ 350mm trunnion table, BT#40, 8000~24000RPM

HSM-250U



610mm x 400mm x 510mm travel, 250mm trunnion table, BT#40, 8000~24000RPM


HSM-400U



800mm x 610mm x 510mm travel, ϕ 400mm trunnion table, BT#40, 8000~24000RPM


C Frame / Swivel Head Rotary Table

HSM-5XA



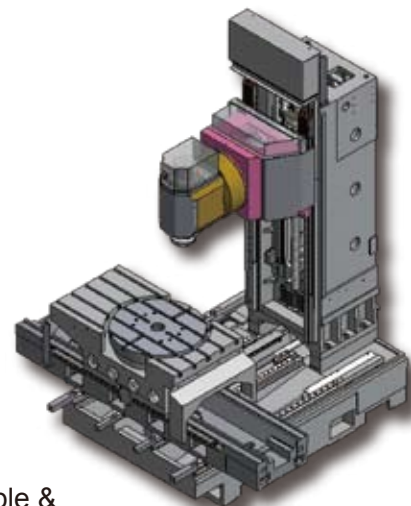
1020mm x 610mm x 610mm travel, ϕ 250mm rotary table + tail stock & swivel head, BT#40, 14000~30000RPM motor spindle

HSM-5XC



1020mm x 610mm x 610mm travel, ϕ 610mm rotary table & swivel head, BT#40, 14000~30000RPM motor spindle


HSM-5XIC



1250mm x 650mm x 810mm travel, ϕ 610mm integrated rotary table & swivel head, BT#40, 14000~30000RPM motor spindle

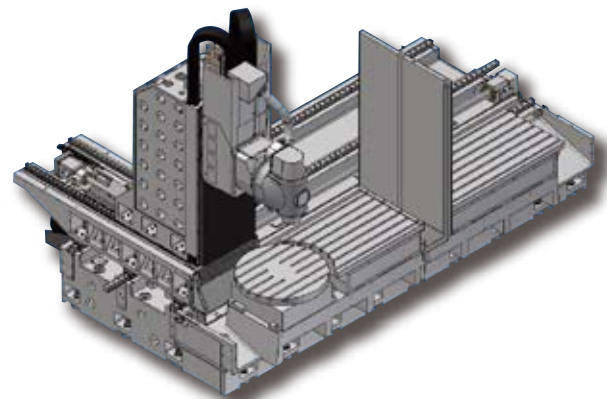
3 Axis Travelling Column

TVMC-5XA



2320mm~5320mm x 760mm x 760mm travel, ϕ 320mm rotary table + tail stock & swivel head, BT#40, 14000~30000RPM motor spindle

TVMC-5XC



2320mm~5320mm x 760mm x 760mm travel, ϕ 320mm rotary table + tail stock & swivel head, BT#40, 14000~30000RPM motor spindle

Floor Type

FBM-5X



4M~20M / 2M~4M / 1.3M travel,
HSK-A100, 12000RPM motor spindle

3 Axis Travelling Column

MB-5X



1.5~3.2M x 900mm x 800mm travel, ϕ 1000mm integrated torque table & 90° swivel head, HSK-A100, 12000RPM motor spindle


MB-5XC



1.5~3.2M x 900mm x 800mm travel, ϕ 1000mm integrated torque table & universal swivel head, HSK-A100, 12000RPM motor spindle

Double Column Type

DVM-5X



2.2~5.2M x 2.2~3.6M x 1.1M travel, fork type 2 axis head, HSK-A100, 12000RPM motor spindle

Travelling Column & Rotary Table

UMC-1000



1000mm x 800mm x 700mm travel, 1000mm x 800mm rotary table & swivel head, BT#40, 14000~30000RPM motor spindle

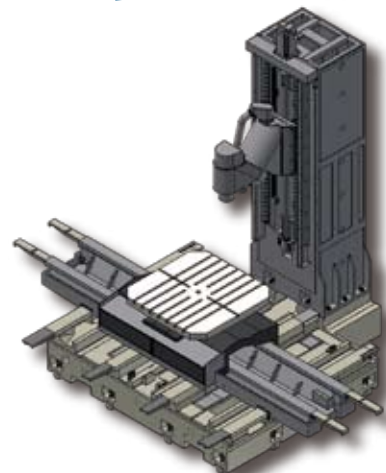
UMC-1600



1620mm x 1260mm x 1050mm travel, 1320mm torque rotary table & swivel head, HSK-A100 8000~12000RPM motor spindle

Large C Frame / Swivel Head Rotary Table

UMC-2000E



2150mm x 1400mm x 1100mm travel, 1200x1200mm rotary table & swivel head, HSK-A100 8000~12000RPM


Non Simultaneous. By 1° or 2.5° Index Head

DVM SERIES




2.2~5.2M x 2.2~3.6M x 0.7~1.3M travel, every 1° or 2.5° deg.
Indexing 2 axis universal head, BT#50, 3500~5000RPM gear drive spindle

FBE SERIES



1.5~4M x 1M x 1M travel, every 1° or 2.5° deg. Indexing 2 axis universal head,
BT#50, 3500~5000RPM gear drive spindle

MB SERIES



1.5~3.2M x 900mm x 800mm travel, every 1° or 2.5° deg. Indexing 2 axis universal head,
BT#50, 3500~5000RPM gear drive spindle



5 Axis CNC controls available:



Fanuc 31i-MB

Tilting working plane
 Interpolation compensation
 Inclined rotary axis
 3D coordinate conversion
 HRV3 servo control
 Cylinder spline interpolation
 HPCC & look ahead



Heidenhain iTNC-530

Cylinder surface interpolation
 Tool center point
 management Hand wheel
 super imposition 3D tool
 length compensation Tilting
 working plane Coordinate
 transformation Plane function



Siemens 840-D-SL

Measuring 3 sphere
 Spline curve interpolation
 High speed setting cycle 832
 Virtual machine - VNCX
 Transforming coordination
 TRAORI
 Swivel cycle 800

