

www.prokingmachinery.com

PROKING
HEAVY DUTY CNC LATHES


FOR ALL YOUR TURNING NEEDS!!



PROKING

**Peace of mind guaranteed !
Repeat orders from happy customers !
Our machines are operating in more than 50 countries worldwide !**

LC Series 35/40/45/50



PROKING'S flat-bed CNC lathes are designed primarily for heavy duty turning operations with dramatic productivity. The high quality casting construction assures optimum rigidity and stability for years of reliable, trouble free operation. Large horsepower motor provides high torque in low output speed which is excellent for heavy cutting. Each machine is manufactured to the highest quality standards.

PROKING'S wide range of flat bed CNC lathes gives you a flexible choice. No matter which model you select, you will get a lathe that can increase productivity and profits for your turning application.

Outstanding Features :

- ✓ One piece bed, floor type casting.
- ✓ Alloy steel spindle with opposed taper roller bearings.
- ✓ All gears in the headstock are hardened and precision ground.
- ✓ Automatic ranges of spindle speed through pneumatic gear shift.
- ✓ Spindle speed ranges are automatically changed by M code.
- ✓ Infinitely variable speeds are commanded by S code.
- ✓ Tool change is commanded by T code.

- ✓ Auto lubrication system is equipped for headstock, carriage, and cross-slide.
- ✓ Precision tapered roller bearings are equipped on the spindle and the quill.
- ✓ The quill is hardened and precision ground.
- ✓ Internal taper of quill to suit MT#6 dead or live centre.
- ✓ Turcite B anti friction material is applied on the cross slide and carriage to reduce friction.
- ✓ X & Z axis ballscrews are protected by covers to prevent ingress of swarf / chips and coolant.

Standard Accessories :


- ✓ Hydraulic H4 turret.
- ✓ Rotating tailstock quill with 235mm diameter.
- ✓ Motorized tailstock body and quill movement.
- ✓ FANUC 0i-T series complete with manual guide and thread repair.
- ✓ Bed width : 560mm
- ✓ Front and rear chip conveyer.

Optional Accessories:

- ✓ Please see page:17.18

LC SERIES	LC-35	LC-40	LC-45	LC-50
Swing over bed	880 mm	1010 mm	1135 mm	1275 mm
Swing over cross slide	510 mm	630 mm	760 mm	900 mm
Distance Between centres	1500 mm to 12000 mm in 40" increments			
Spindle Nose	A2 -11 ~ A2-32			
Spindle Bore	6" - 22"			
Controller	FANUC/FAGOR/SIEMENS			
Spindle Motor	Standard 30HP Optional - 40HP,50HP			

LD Series 35/40/45/50



LD Model is specially designed to fit inside a 40ft container saving a considerable shipping cost.

Outstanding Features :

- ✓ One piece bed, floor type casting.
- ✓ Alloy steel spindle with opposed taper roller bearings.
- ✓ All gears in the headstock are hardened and precision ground.
- ✓ Automatic ranges of spindle speed through pneumatic gear shift.
- ✓ Spindle speeds ranges are automatically changed by M code.
- ✓ Infinitely variable speeds are commanded by S code.

LD SERIES	LD-35	LD-40	LD-45	LD-50
Swing over bed	880 mm	1010 mm	1135 mm	1275 mm
Swing over cross slide	510 mm	630 mm	760 mm	900 mm
Distance Between centres	1000 / 1500 / 2000 / 3000 / 4000 / 5000 / 6000 mm			
Spindle Nose	A2-11 ~ A2-32			
Spindle Bore	6" - 22"			
Controller	FANUC/FAGOR/SIEMENS			
Spindle Motor	Standard 30HP Optional - 40HP,50HP			

- ✓ Tool change is commanded by T code.
- ✓ Auto lubrication system is equipped for headstock, carriage, and cross-slide.
- ✓ Precision tapered roller bearings are equipped on the spindle and the quill.
- ✓ The quill is heat treated and precision ground.
- ✓ Internal taper of quill to suit MT#5 dead or live centre.
- ✓ Turcite B anti friction material is applied on the cross slide and carriage to reduce friction.
- ✓ X & Z axis ballscrews are protected by covers to prevent ingress of swarf / chips and coolant.

Standard Accessories :

- ✓ Hydraulic H4 turret.
- ✓ Dead tailstock quill with 145mm diameter.
- ✓ Carriage driven tailstock body and manual quill movement.
- ✓ FANUC Oi-T series complete with manual guide and thread repair.
- ✓ Bed width : 560mm
- ✓ Rear conveyor.

Optional Accessories:

- ✓ Please see page:17.18

BN Series 45/50/60



Outstanding Features :

- ✓ One piece bed, floor type casting.
- ✓ Alloy steel spindle with opposed taper roller bearings.
- ✓ All gears in the headstock are hardened and precision ground.
- ✓ Automatic ranges of spindle speed through pneumatic gear shift.
- ✓ Spindle speeds ranges are automatically changed by M code.
- ✓ Infinitely variable speeds are commanded by S code.
- ✓ Tool change is commanded by T code.

- ✓ Auto lubrication system is equipped for headstock, carriage, and cross-slide.
- ✓ Precision tapered roller bearings are equipped on the spindle and the quill.
- ✓ The quill is heat treated and precision ground.
- ✓ Internal taper of quill to suit MT#6 dead or live centre.
- ✓ Turcite B anti friction material is applied on the cross slide and carriage to reduce friction.
- ✓ X & Z axis ballscrews are protected by covers to prevent ingress of swarf /chips and coolant.

Standard Accessories :


- ✓ Hydraulic H4 turret.
- ✓ Rotating tailstock quill with 235mm diameter.
- ✓ Motorized tailstock body and quill movement.
- ✓ FANUC Oi-T series complete with manual guide and thread repair.
- ✓ Bed width : 715mm
- ✓ Front and rear chip conveyor.

Optional Accessories:

- ✓ Please see page:17.18

BN SERIES	BN-45	BN-50	BN-60
Swing over bed	1155 mm	1275 mm	1525 mm
Swing over cross slide	720 mm	840 mm	1090 mm
Distance Between centres	1500 mm to 12000 mm in 40" increments		
Spindle Nose	A2 -11 ~ A2-40		
Spindle Bore	6" – 30"		
Controller	FANUC/FAGOR/SIEMENS		
Spindle Motor	Standard 30HP Optional – 40HP,50HP		

BNC Series 60/70/80



Boring attachment system is optional.

Outstanding Features :

- ✓ One piece bed, floor type casting.
- ✓ Alloy steel spindle with opposed taper roller bearings.
- ✓ All gears in the headstock are hardened and precision ground.
- ✓ Automatic ranges of spindle speed through pneumatic gear shift.
- ✓ Spindle speeds ranges are automatically changed by M code.
- ✓ Infinitely variable speeds are commanded by S code.

BNC SERIES	BNC-60	BNC-70	BNC-80
Swing over bed	1550 mm	1800 mm	2050 mm
Swing over cross slide	1070 mm	1320 mm	1570 mm
Distance Between centres	1500 mm to 12000 mm in 40" increments		
Spindle Nose	A2 -15 ~ A2-40		
Spindle Bore	7" - 32"		
Controller	FANUC/FAGOR/SIEMENS		
Spindle Motor	Standard 30HP Optional - 40HP, 50HP		

- ✓ Tool change is commanded by T code.
- ✓ Auto lubrication system is equipped for headstock, carriage, and cross-slide.
- ✓ Precision tapered roller bearings are equipped on the spindle and the quill.
- ✓ The quill is heat treated and precision ground.
- ✓ Internal taper of quill to suit MT#6 dead or live centre.
- ✓ Turcite B anti friction material is applied on the cross slide and carriage to reduce friction.
- ✓ X & Z axis ballscrews are protected by covers to prevent ingress of swarf / chips and coolant.

Standard Accessories :

- ✓ Hydraulic H4 turret.
- ✓ Rotating tailstock quill with 235mm diameter.
- ✓ Motorized tailstock body and quill movement.
- ✓ FANUC Oi-T series complete with manual guide and thread repair.
- ✓ Bed width : 920mm
- ✓ Front and rear chip conveyor.

Optional Accessories:

- ✓ Please see page:17.18

CN Series 50/60/70/80



Second carriage and Hydraulic tailstock is optional.

Outstanding Features :

- ✓ One piece bed, floor type casting.
- ✓ Alloy steel spindle with opposed taper roller bearings.
- ✓ All gears in the headstock are hardened and precision ground.
- ✓ Automatic ranges of spindle speed through pneumatic gear shift.
- ✓ Spindle speeds ranges are automatically changed by M code.
- ✓ Infinitely variable speeds are commanded by S code.
- ✓ Tool change is commanded by T code.

- ✓ Auto lubrication system is equipped for headstock, carriage, and cross-slide.
- ✓ Precision tapered roller bearings are equipped on the spindle and the quill.
- ✓ The quill is heat treated and precision ground.
- ✓ Internal taper of quill to suit MT#6 dead or live centre.
- ✓ Turcite B anti friction material is applied on the cross slide and carriage to reduce friction.
- ✓ X & Z axis ballscrews are protected by covers to prevent ingress of swarf /chips and coolant.

Standard Accessories :


- ✓ Hydraulic H4 turret.
- ✓ Rotating tailstock quill with 235mm diameter.
- ✓ Motorized tailstock body and quill movement.
- ✓ FANUC Oi-T series complete with manual guide and thread repair.
- ✓ Bed width : 1100mm
- ✓ Front and rear chip conveyor.

Optional Accessories:

- ✓ Please see page:17.18

CN SERIES	CN-50	CN-60	CN-70	CN-80
Swing over bed	1300 mm	1550 mm	1800 mm	2040 mm
Swing over cross slide	940 mm	1190 mm	1440 mm	1690 mm
Distance Between centres	3000 mm to 12000 mm in 40" increments			
Spindle Nose	A2 -15 ~ A2-40			
Spindle Bore	7" - 32"			
Controller	FANUC/FAGOR/SIEMENS			
Spindle Motor	Standard 50HP Optional - 60HP,75HP,100HP			

KAN Series 80/90/100/120



Y-axis is optional.

Outstanding Features :

- ✓ One piece bed, floor type casting.
- ✓ Alloy steel spindle with opposed taper roller bearings.
- ✓ All gears in the headstock are hardened and precision ground.
- ✓ Automatic ranges of spindle speed through pneumatic gear shift.
- ✓ Spindle speeds ranges are automatically changed by M code.
- ✓ Infinitely variable speeds are commanded by S code.

KAN SERIES	KAN-80	KAN-90	KAN-100	KAN-120
Swing over bed	2050 mm	2300 mm	2550 mm	2800 mm
Swing over cross slide	1620 mm	1870 mm	2120 mm	2370 mm
Distance Between centres	3000 mm to 12000 mm in 40" increments			
Spindle Nose	A2-15 ~ A2-40			
Spindle Bore	9" - 32"			
Controller	FANUC/FAGOR/SIEMENS			
Spindle Motor	Standard 50HP Optional - 60HP,75HP,100HP			

- ✓ Tool change is commanded by T code.
- ✓ Auto lubrication system is equipped for headstock, carriage, and cross-slide.
- ✓ Precision tapered roller bearings are equipped on the spindle and the quill.
- ✓ The quill is heat treated and precision ground.
- ✓ Internal taper of quill to suit MT#6 dead or live centre.
- ✓ Turcite B anti friction material is applied on the cross slide and carriage to reduce friction.
- ✓ X & Z axis ballscrews are protected by covers to prevent ingress of swarf / chips and coolant.

Standard Accessories :

- ✓ Hydraulic H4 turret.
- ✓ Rotating tailstock quill with 235mm diameter.
- ✓ Motorized tailstock body and quill movement.
- ✓ FANUC Oi-T series complete with manual guide and thread repair.
- ✓ Bed width : 1350mm
- ✓ Front and rear chip conveyor.

Optional Accessories:

- ✓ Please see page:17.18

KBN Series 90/100/120/140



Tailstock with chuck & centre device for heavy parts cutting. (optional)

Outstanding Features :

- ✓ One piece bed, floor type casting.
- ✓ Alloy steel spindle with opposed taper roller bearings.
- ✓ All gears in the headstock are hardened and precision ground.
- ✓ Automatic ranges of spindle speed through pneumatic gear shift.
- ✓ Spindle speeds ranges are automatically changed by M code.
- ✓ Infinitely variable speeds are commanded by S code.
- ✓ Tool change is commanded by T code.
- ✓ Auto lubrication system is equipped for headstock, carriage, and cross-slide.
- ✓ Precision tapered roller bearings are equipped on the spindle and the quill.
- ✓ The quill is heat treated and precision ground.
- ✓ Internal taper of quill to suit MT#6 dead or live centre.
- ✓ Turcite B anti friction material is applied on the cross slide and carriage to reduce friction.
- ✓ X & Z axis ballscrews are protected by covers to prevent ingress of swarf /chips and coolant.

Standard Accessories :

- ✓ Hydraulic H4 turret.
- ✓ Rotating tailstock quill with 235mm diameter.
- ✓ Motorized tailstock body and quill movement.
- ✓ FANUC Oi-T series complete with manual guide and thread repair.
- ✓ Bed width : 1680mm
- ✓ Front and rear chip conveyor.

Optional Accessories:

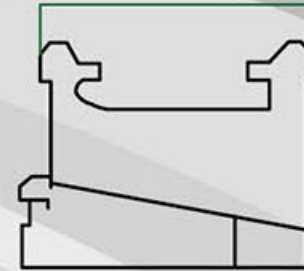
- ✓ Please see page:17.18

KBN SERIES	KBN-90	KBN-100	KBN-120	KBN-140
Swing over bed	2300 mm	2550 mm	3050 mm	3550 mm
Swing over cross slide	1800 mm	2050 mm	2550 mm	3050 mm
Distance Between centres	3000 mm to 12000 mm in 40" increments			
Spindle Nose	A2 -15 ~ A2-40			
Spindle Bore	9" - 32"			
Controller	FANUC/FAGOR/SIEMENS			
Spindle Motor	Standard 50HP Optional - 60HP, 75HP, 100HP			

LC / LD BN / BNC SERIES

2 SHEAR BED WAY

FLAT BED



LC / LD 560mm (22.04")
BN 715mm (28.14")
BNC 920mm (36.22")

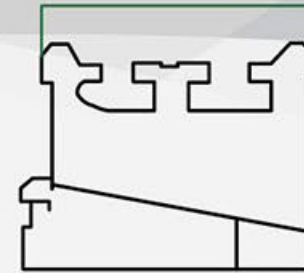
SPECIFICATIONS		UNIT	LD-35	LD-40	LD-45	LD-50	LC-35	LC-40	LC-45	LC-50	BN-45	BN-50	BN-60	BNC-60	BNC-70	BNC-80	
CAPACITY	Center height	mm.(in.)	445 (17.51)	510 (20.07)	575 (22.63)	645 (25.39)	445 (17.51)	510 (20.07)	575 (22.63)	645 (25.39)	590 (23.22)	650 (25.59)	775 (30.51)	805 (31.69)	990 (36.61)	1055 (41.53)	
	Swing over bed	mm.(in.)	880 (34.64)	1010 (39.76)	1135 (44.68)	1275 (50.19)	880 (34.64)	1010 (39.76)	1135 (44.68)	1275 (50.19)	1155 (45.47)	1275 (50.19)	1525 (60.03)	1550 (61.02)	1800 (70.86)	2050 (80.7)	
	Swing over cross slide	mm.(in.)	510 (20.07)	630 (24.8)	760 (29.92)	900 (35.43)	510 (20.07)	630 (24.8)	760 (29.92)	900 (35.43)	720 (28.34)	840 (33.07)	1090 (42.91)	1070 (42.12)	1320 (51.96)	1570 (61.81)	
	Distance between centers	mm.(in.)	1500(60), 2000(80), 3000(120), 4000(160), 5000(200), 6000(240), 7000(280), 8000(320), 9000(360), 10000(400), 11000(440), 12000(480)														
BED	Width	mm.(in.)	560 (22.04)				560 (22.04)				715 (28.14)			920 (36.22)			
CARRIAGE	Width of cross slide	mm.(in.)	350 (17.77)				350 (17.77)				400 (15.74)			500 (19.68)			
TURRET	Standard tool post		Auto 4-way or Polygon Disc or VDI Disc														
	No. of tool stations		H4,H6 or 12 or 8 or 12														
	Tool shank cross section	mm.(in.)	32 x 32 (1.25)														
	Tool shank diameter max.	mm.(in.)	63.5(2.5)														
TRAVEL	Cross slide(X-axis) travel	mm.(in.)	630 (24.8)				630 (24.8)				950 (37.4)			1070 (42.12)			
	Longitudinal(Z-axis) travel	mm.(in.)	1500(60), 2000(80), 3000(120), 4000(160), 5000(200), 6000(240), 7000(280), 8000(320), 9000(360), 10000(400), 11000(440), 12000(480)														
	Cutting feed rate	mm./rev(in.rev)	X-axis: 0.001~250(0.00004~9.84) Z-axis: 0.001~400(0.00004~15.75)														
	Rapid travel	M./min.(Ft.min.)	X-axis: 6(19.68) Z-axis: 10(32.7)														
	Ball screw diameter	mm.(in.)	X-axis: 50(1.96) Z-axis: 80(3.14)						X-axis: 40(1.57) Z-axis: 80(3.15)			X-axis: 63(2.48) Z-axis: 80(3.15)					
TAILSTOCK	Quill type		Built - in type, Dead tailstock quill				Built - in type, Rotating tailstock quill										
	Quill diameter	mm.(in.)	145 (5.7)				235 (9.25)										
	Quill travel	mm.(in.)	200 (7.87)				200 (7.87)										
	Inner taper of quill		MT#5				MT#6										
MOTOR	Headstock oil refrigerator		18,000 BTU / 4,500 K cal														
	Main spindle motor	KW(HP)	30/37(40/50)-STD. 37.5/45(50/60)-OPT.														
	Axis servo motor	KW(HP)	X-axis: 7(9.387) Z-axis: 7(9.387)														
	Hydraulic pump motor	KW(HP)	3.7 (5)														
	Coolant pump motor	KW(HP)	1.05 (1.4)														
Controller		FANUC 0i-T series-STD. FANUC 31i series, Other required-OPT.															

- (1) X and Z axis actual cutting diameter will change when equipped with different turrets.
- (2) Specifications are subject to change without prior notice.

CN KAN / KBN SERIES

3 SHEAR BED WAY, 4 WAY GUIDE

FLAT BED



CN 1100mm (43.31")
KAN 1350mm (53.14")
KBN 1680mm (66.14")

SPECIFICATIONS

ITEM	UNIT	CN-50	CN-60	CN-70	CN-80	KAN-80	KAN-90	KAN-100	KAN-120	KBN-90	KBN-100	KBN-120	KBN-140	
CAPACITY	Center height	mm.(in.)	650 (25.59)	775 (30.51)	900 (35.43)	1020 (40.15)	1025 (40.35)	1150 (45.27)	1275 (50.19)	1400 (55.11)	1150 (45.27)	1275 (50.19)	1525 (60.03)	1775 (69.88)
	Swing over bed	mm.(in.)	1300 (51.18)	1550 (61.02)	1800 (70.86)	2040 (80.31)	2050 (80.7)	2300 (90.55)	2550 (100.39)	2800 (110.23)	2300 (90.55)	2550 (100.39)	3050 (120.07)	3550 (139.76)
	Swing over cross slide	mm.(in.)	940 (37)	1190 (46.85)	1440 (56.69)	1690 (66.53)	1620 (63.77)	1870 (73.62)	2120 (83.46)	2370 (93.3)	1800 (70.86)	2050 (80.7)	2550 (100.39)	3050 (120.07)
	Distance between centers	mm.(in.)	3000(120), 4000(160), 5000(200), 6000(240), 7000(280), 8000(320), 9000(360), 10000(400), 11000(440), 12000(480)											
BED	Width	mm.(in.)	1100 (43.31)			1350 (53.14)			1680 (66.14)					
CARRIAGE	Width of cross slide	mm.(in.)	600 (23.62)			600 (63.62)			900 (35.43)					
TURRET	Standard tool post		Auto 4-way or Polygon Disc or VDI Disc											
	No. of tool stations		H4,H6 or 12 or 8 or 12											
	Tool shank cross section	mm.(in.)	32 x 32 (1.25)											
	Tool shank diameter max.	mm.(in.)	63.5(2.5)											
TRAVEL	Cross slide(X-axis) travel	mm.(in.)	700 (27.55)			875 (34.44)			875 (34.44)					
	Longitudinal(Z-axis) travel	mm.(in.)	3000(120), 4000(160), 5000(200), 6000(240), 7000(280), 8000(320), 9000(360), 10000(400), 11000(440), 12000(480)											
	Cutting feed rate	mm./rev(in.rev)	X-axis: 0.001~250(0.00004~9.84) Z-axis: 0.001~400(0.00004~15.75)											
	Rapid travel	M./min.(Ft.min.)	X-axis: 6(19.68) Z-axis: 10(32.7)											
	Ball screw diameter	mm.(in.)	X-axis: 50(1.96) Z-axis: 80(3.15)			X-axis: 63(2.48) Z-axis: 120(4.72)			X-axis: 80(3.14) Z-axis: 120(4.72)					
TAILSTOCK	Quill type		Built - in type, Rotating tailstock quill											
	Quill diameter	mm.(in.)	235 (9.25)											
	Quill travel	mm.(in.)	200 (7.87)											
	Inner taper of quill		MT#6											
MOTOR	Headstock oil refrigerator		18,000 BTU / 4,500 K cal											
	Main spindle motor	KW(HP)	30/37(40/50)-STD. 37.5/45(50/60)-OPT.											
	Axis servo motor	KW(HP)	X-axis: 7(9.387) Z-axis: 7(9.387)											
	Hydraulic pump motor	KW(HP)	3.7 (5)											
	Coolant pump motor	KW(HP)	1.05 (1.4)											
Controller		FANUC 0i-T series-STD. FANUC 31i series,Other required-OPT.												

(1) X and Z axis actual cutting diameter will change when equipped with different turrets.

(2) Specifications are subject to change without prior notice.

SA Series 40/45/50



Pneumatic chuck and hydraulic steady rest is optional.

PROKING'S slant bed CNC lathes are designed primarily for heavy duty turning operations with dramatic productivity. The high quality casting construction assures optimum rigidity and stability for years of reliable, trouble free operation. Large horsepower motor provides high torque in low output speed which is excellent for heavy cutting. Each machine is manufactured to the highest quality standards.

PROKING'S wide range of slant bed CNC lathes gives you a flexible choice. No matter which model you select, you will get a lathe that can increase productivity and profits for your turning application.

Outstanding Features :

- ✓ One piece bed, 60° slant bed construction ensures maximum stability and convenient chip disposal.
- ✓ Alloy steel spindle with opposed taper roller bearings.
- ✓ All gears in the headstock are hardened and precision ground.
- ✓ Automatic ranges of spindle speed through pneumatic gear shift.
- ✓ Spindle speeds ranges are automatically changed by M code.

SA SERIES	SA-40	SA-45	SA-50
Swing over bed	940 mm	1010 mm	1095 mm
Swing over cross slide	870 mm	940 mm	1025 mm
Distance Between centres	700 mm to 1700 mm in 20" increments 2200 mm to 5200 mm in 40" increments		
Spindle Nose	A2-11 ~ A2-32		
Spindle Bore	6" - 24"		
Controller	FANUC/FAGOR/SIEMENS		
Spindle Motor	Standard 40HP Optional - 50HP		

- ✓ Infinitely variable speeds are commanded by S code.
- ✓ Tool change is commanded by T code.
- ✓ Auto lubrication system is equipped for headstock, carriage, and cross-slide.
- ✓ Precision tapered roller bearings are equipped on the spindle and the quill.
- ✓ The quill is heat treated and precision ground.
- ✓ Internal taper of quill to suit MT#6 dead or live centre.
- ✓ Turcite B anti friction material is applied on the cross slide and carriage to reduce friction.
- ✓ X & Z axis ballscrews are protected by covers to prevent ingress of swarf / chips and coolant.

Standard Accessories :

- ✓ V12 turret.
- ✓ Rotating tailstock quill with 235mm diameter.
- ✓ Motorized tailstock body and quill movement.
- ✓ FANUC Oi-T series complete with manual guide and thread repair.
- ✓ Bed width : 1,580mm
- ✓ Front chip conveyor.

Optional Accessories:

- ✓ Please see page:17,18

SB Series 50/55/60



Outstanding Features :

- ✓ One piece bed, 60° slant bed construction ensures maximum stability and convenient chip disposal.
- ✓ Alloy steel spindle with opposed taper roller bearings.
- ✓ All gears in the headstock are hardened and precision ground.
- ✓ Automatic ranges of spindle speed through pneumatic gear shift.
- ✓ Spindle speeds ranges are automatically changed by M code.
- ✓ Infinitely variable speeds are commanded by S code.
- ✓ Tool change is commanded by T code.
- ✓ Auto lubrication system is equipped for headstock, carriage, and cross-slide.
- ✓ Precision tapered roller bearings are equipped on the spindle and the quill.
- ✓ The quill is heat treated and precision ground.
- ✓ Internal taper of quill to suit MT#6 dead or live centre.
- ✓ Turcite B anti friction material is applied on the cross slide and carriage to reduce friction.
- ✓ X & Z axis ballscrews are protected by covers to prevent ingress of swarf /chips and coolant.

Standard Accessories :

- ✓ V12 turret.
- ✓ Rotating tailstock quill with 235mm diameter.
- ✓ Motorized tailstock body and quill movement.
- ✓ FANUC Oi-T series complete with manual guide and thread repair.
- ✓ Bed width : 1,730mm
- ✓ Front chip conveyor.

Optional Accessories:

- ✓ Please see page:17.18

SB SERIES	SB-50	SB-55	SB-60
Swing over bed	1095 mm	1180 mm	1265 mm
Swing over cross slide	1025 mm	1110 mm	1195 mm
Distance Between centres	700 mm to 1700 mm in 20" increments 2200 mm to 5200 mm in 40" increments		
Spindle Nose	A2-15 ~ A2-40		
Spindle Bore	9" - 30"		
Controller	FANUC/FAGOR/SIEMENS		
Spindle Motor	Standard 40HP Optional - 50HP		

SS Series 31/35



SS Model is specially designed to fit inside a 40ft container saving a considerable shipping cost.

Outstanding Features :

- ✓ One piece bed, 45° slant bed construction ensures maximum stability and convenient chip disposal.
- ✓ Alloy steel spindle with opposed taper roller bearings.
- ✓ All gears in the headstock are hardened and precision ground.
- ✓ Automatic ranges of spindle speed through pneumatic gear shift.
- ✓ Spindle speeds ranges are automatically changed by M code.

SS SERIES	SS-31	SS-35
Swing over bed	750 mm	850 mm
Swing over cross slide	670 mm	770 mm
Distance Between centres	700 mm to 1700 mm in 20" increments 2200 mm to 5200 mm in 40" increments	
Spindle Nose	A2-11 ~ A2-28	
Spindle Bore	6" - 18"	
Controller	FANUC/FAGOR/SIEMENS	
Spindle Motor	Standard 30HP Optional - 40HP	

- ✓ Infinitely variable speeds are commanded by S code.
- ✓ Tool change is commanded by T code.
- ✓ Auto lubrication system is equipped for headstock, carriage, and cross-slide.
- ✓ Precision tapered roller bearings are equipped on the spindle and the quill.
- ✓ The quill is heat treated and precision ground.
- ✓ Internal taper of quill to suit MT#5 dead or live centre.
- ✓ Turcite B anti friction material is applied on the cross slide and carriage to reduce friction.
- ✓ X & Z axis ballscrews are protected by covers to prevent ingress of swarf / chips and coolant.

Standard Accessories :

- ✓ V12 turret.
- ✓ Rotating tailstock quill with 160mm diameter.
- ✓ Motorized tailstock body and quill movement.
- ✓ FANUC Oi-T series complete with manual guide and thread repair.
- ✓ Bed width : 1,145mm
- ✓ Front chip conveyor.

Optional Accessories:

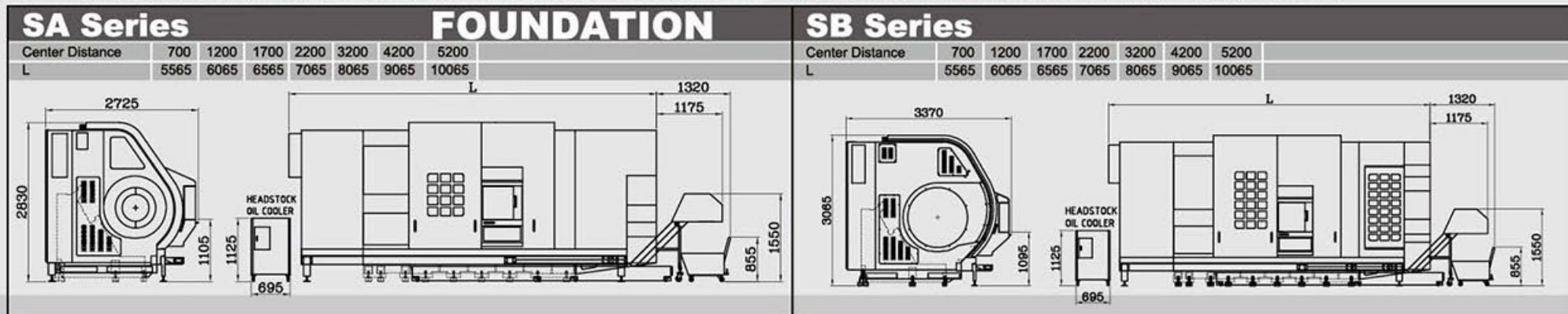
- ✓ Please see page:17.18

SA / SB /SS SERIES SLANT BED 45° / 60°

SPECIFICATIONS

ITEM	UNIT	SA-40	SA-45	SA-50	SB-50	SB-55	SB-60	SS-31	SS-35		
CAPACITY	Center height	mm.(in.)	605 (23.81)	675 (26.57)	760 (29.92)	765 (30.11)	845 (33.26)	925 (36.41)	505 (19.88)	555 (21.85)	
	Swing over bed	mm.(in.)	940 (37)	1010 (39.76)	1095 (43.11)	1095 (43.11)	1180 (46.45)	1265 (49.8)	750 (29.52)	850 (33.46)	
	Swing over cross slide	mm.(in.)	870 (34.25)	940 (37)	1025 (40.35)	1025 (40.35)	1110 (43.7)	1195 (47.04)	670 (26.37)	770 (30.31)	
	Distance between centers	mm.(in.)	700(27), 1200(47), 1700(67), 2200(86), 3200(126), 4200(166), 5200(206)								
BED	Width / Slant angle	mm.(in.)/deg	1580(62.20) / 60°			1730(68.11) / 60°			1145(45.07) / 45°		
CARRIAGE	Width of cross slide	mm.(in.)	600 (23.62)			600 (23.62)			500 (19.68)		
TURRET	Standard turret model		Baruffaldi TB400			Baruffaldi TB400			Baruffaldi TB320		
	Disc shape		Polygon Disc or VDI Disc								
	No. of tool stations		12			or 8 or 12					
	Tool shank cross section	mm.(in.)	32 x 32 (1.25)								
	Tool shank diameter max.	mm.(in.)	101.6(4)						63.5(2.5)		
TRAVEL	Cross slide(X-axis) travel	mm.(in.)	555 (21.85)			630 (24.8)			420 (16.53)		
	Longitudinal(Z-axis) travel	mm.(in.)	700(27), 1200(47), 1700(67), 2200(86), 3200(126), 4200(166), 5200(206)								
	Cutting feed rate	mm./rev(in.rev)	X-axis: 0.001~250(0.00004~9.84) Z-axis: 0.001~400(0.00004~15.75)								
	Rapid travel	M./min.(Ft.min.)	X-axis: 6(19.68) Z-axis: 10(32.7)								
	Ball screw diameter	mm.(in.)	X-axis: 50(1.97) Z-axis: 80(3.15)								
TAILSTOCK	Quill type		Built - in type, Rotating tailstock quill								
	Quill diameter	mm.(in.)	235(9.25)						160 (6.29)		
	Quill travel	mm.(in.)	200 (7.87)								
	Inner taper of quill		MT#6						MT#5		
MOTOR	Headstock oil refrigerator		18,000 BTU / 4,500 K cal								
	Main spindle motor	KW(HP)	30/37(40/50)-STD.			37.5/45(50/60)-OPT.					
	Axis servo motor	KW(HP)	X-axis: 7(9.387) Z-axis: 7(9.387)								
	Hydraulic pump motor	KW(HP)	3.7 (5)								
	Coolant pump motor	KW(HP)	1.05 (1.4)								
Controller			FANUC 0i-T series-STD. FANUC 31i series,Other required-OPT.								

(1) X and Z axis actual cutting diameter will change when equipped with different turrets.(2) Specifications are subject to change without prior notice.



MODEL		LC/LD	BN	BNC	CN	KAN	KBN
SUPPORT METHOD	SUPPORT CAPACITY	6" SPINDLE BORE			9" SPINDLE BORE		
LOAD BETWEEN CENTERS WITHOUT STEADY REST		3500 kgs (7700 Lbs)	5000 kgs (11000 Lbs)	9000 kgs (19800 Lbs)	9000 kgs (19800 Lbs)	13000 kgs (28600 Lbs)	15000 kgs (33000 Lbs)
LOAD BETWEEN CENTERS WITH ONE STEADY REST		4500 kgs (9900 Lbs)	6000 kgs (13200 Lbs)	10000 kgs (22000 Lbs)	10000 kgs (22000 Lbs)	15000 kgs (33000 Lbs)	17000 kgs (37400 Lbs)
CLAMP CAPACITY STEEL BODY TYPE 4-JAW CHUCK		2300 kgs (5060 Lbs)	2900 kgs (6380 Lbs)	5000 kgs (11000 Lbs)	5000 kgs (11000 Lbs)	8000 kgs (17600 Lbs)	10000 kgs (22000 Lbs)

Spindle nose	ASA	Spindle Speed																
		A2-11	A2-15			A2-20		A2-28		A2-32		A2-34	A2-36	A2-40				
Spindle bore	mm(in.)	154(6)	179(7)	205(8)	235(9)	255(10)	318(12)	360(14)	410(16)	470(18)	535(21)	565(22)	610(24)	635(25)	715(28)	765(30)	815(32)	
LC & LD & BN series	r/min	700	550	500			400	350	300	260	220	210	200	190	180	170	N/A	
BNC & CN series	r/min	N/A	400			350	300	270	240	200	180	170	160	150	150	150	140	
KAN & KBN series	r/min	N/A		300	280	270	250	230	210	170	160	150	140	130	130	120		
SS series	r/min	700	550	500			400	350	300	260	N/A							
SA series	r/min	700	550	500			400	350	300	260	220	210	200	N/A				
SB series	r/min	N/A		300	280	270	250	230	210	170	160	150	140	130	130	120	N/A	

LC/LD/BN base on 6" spindle bore and standard tailstock quill

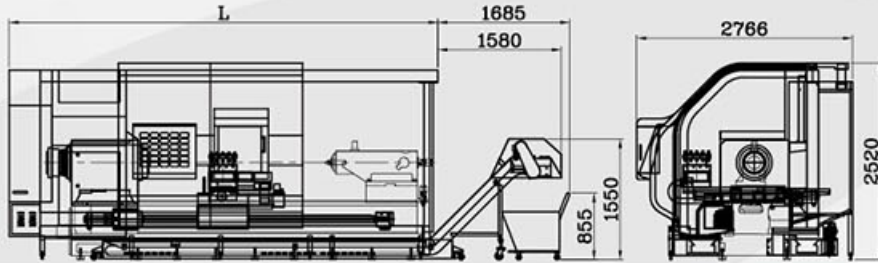
BNC/CN/KAN/KBN base on 9" spindle bore and standard tailstock quill

Spindle nose	ASA	A2-11	A2-15			A2-20		A2-28		A2-32		A2-34	A2-36	A2-40			
Spindle bore	mm(in.)	154(6)	179(7)	205(8)	235(9)	255(10)	318(12)	360(14)	410(16)	470(18)	535(21)	565(22)	610(24)	635(25)	715(28)	765(30)	815(32)
LC-35		★	★	★	★	★	★	★	—	—	—	—	—	—	—	—	—
LC-40		★	★	★	★	★	★	★	—	—	—	—	—	—	—	—	—
LC-45		★	★	★	★	★	★	★	—	—	—	—	—	—	—	—	—
LC-50		★	★	★	★	★	★	★	★	★	★	★	—	—	—	—	—
LD-35		★	★	★	★	★	★	★	—	—	—	—	—	—	—	—	—
LD-40		★	★	★	★	★	★	★	—	—	—	—	—	—	—	—	—
LD-45		★	★	★	★	★	★	★	★	★	—	—	—	—	—	—	—
LD-50		★	★	★	★	★	★	★	★	★	★	★	—	—	—	—	—
BN-45		★	★	★	★	★	★	★	★	★	—	—	—	—	—	—	—
BN-50		★	★	★	★	★	★	★	★	★	★	★	—	—	—	—	—
BN-60		—	★	★	★	★	★	★	★	★	★	★	★	★	★	★	—
BN-70		—	★	★	★	★	★	★	★	★	★	★	★	★	★	★	—
BNC-60		—	★	★	★	★	★	★	★	★	★	★	★	★	★	★	—
BNC-70		—	—	—	★	★	★	★	★	★	★	★	★	★	★	★	★
BNC-80		—	—	—	★	★	★	★	★	★	★	★	★	★	★	★	★
CN-50		—	★	★	★	★	★	★	★	★	—	—	—	—	—	—	—
CN-60		—	★	★	★	★	★	★	★	★	★	★	★	★	★	★	—
CN-70		—	—	—	★	★	★	★	★	★	★	★	★	★	★	★	★
CN-80		—	—	—	★	★	★	★	★	★	★	★	★	★	★	★	★
KAN-80		—	—	—	★	★	★	★	★	★	★	★	★	★	★	★	★
KAN-90		—	—	—	★	★	★	★	★	★	★	★	★	★	★	★	★
KAN-100		—	—	—	★	★	★	★	★	★	★	★	★	★	★	★	★
KAN-120		—	—	—	★	★	★	★	★	★	★	★	★	★	★	★	★
KBN-90		—	—	—	★	★	★	★	★	★	★	★	★	★	★	★	★
KBN-100		—	—	—	★	★	★	★	★	★	★	★	★	★	★	★	★
KBN-120		—	—	—	★	★	★	★	★	★	★	★	★	★	★	★	★
KBN-140		—	—	—	★	★	★	★	★	★	★	★	★	★	★	★	★
SA-40		★	★	★	★	★	★	★	★	★	★	★	★	—	—	—	—
SA-45		★	★	★	★	★	★	★	★	★	★	★	★	—	—	—	—
SA-50		★	★	★	★	★	★	★	★	★	★	★	★	—	—	—	—
SB-50		—	—	—	★	★	★	★	★	★	★	★	★	★	—	—	—
SB-55		—	—	—	★	★	★	★	★	★	★	★	★	★	★	—	—
SB-60		—	—	—	★	★	★	★	★	★	★	★	★	★	★	—	—
SS-31		★	★	★	★	★	★	★	★	★	—	—	—	—	—	—	—
SS-35		★	★	★	★	★	★	★	★	★	—	—	—	—	—	—	—

FOUNDATION

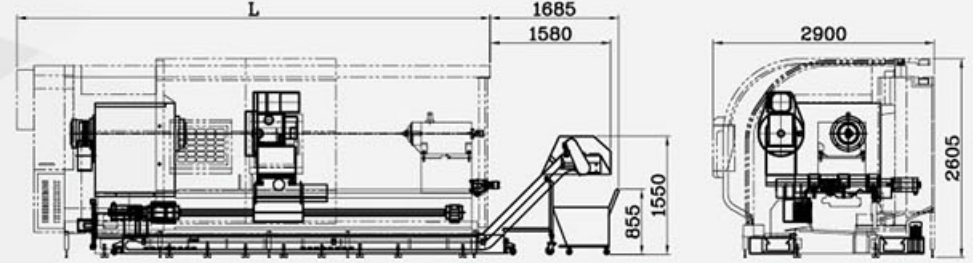
LC Series

Center Distance	1500	2000	3000	4000	5000	6000	7000	8000	9000	10000	11000	12000
L	5220	5720	6720	7720	8720	9720	10720	11720	12720	13720	14720	15720



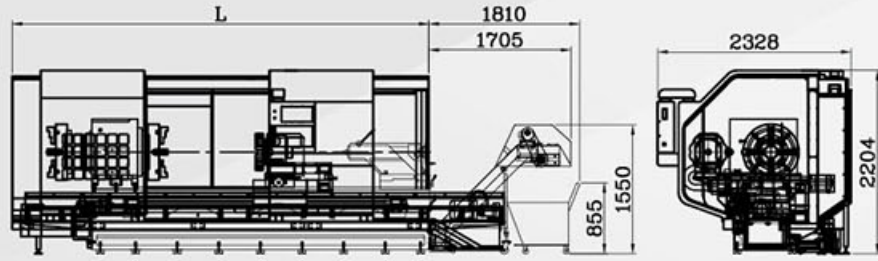
BNC Series

Center Distance	1500	2000	3000	4000	5000	6000	7000	8000	9000	10000	11000	12000
L	5710	6210	7210	8210	9210	10210	11210	12210	13210	14210	15210	16210



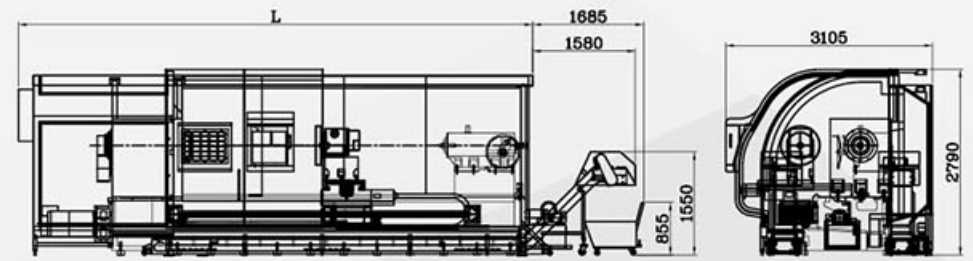
LD Series

Center Distance	1000	1500	2000	3000	4000	5000	6000
L	4235	4735	5235	6235	7235	8235	9235



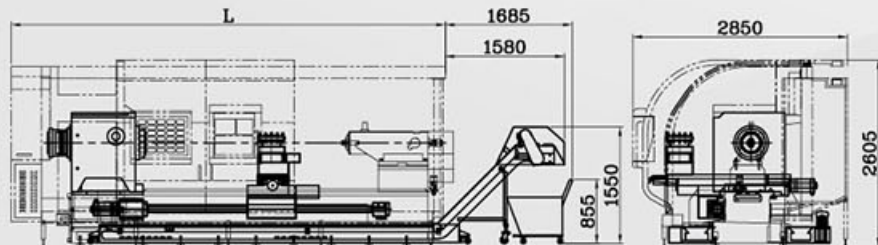
CN Series

Center Distance	3000	4000	5000	6000	7000	8000	9000	10000	11000	12000
L	6725	7725	8725	9725	11725	12725	13725	14725	15725	16725



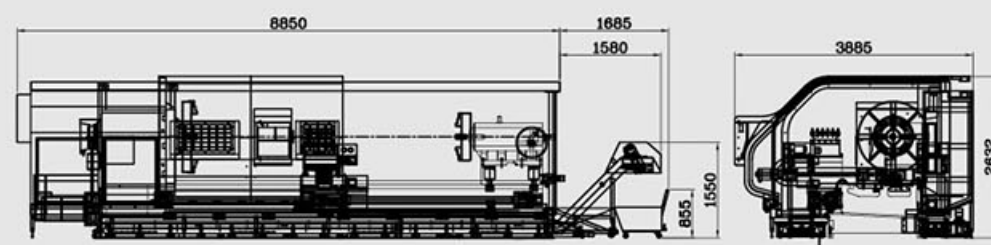
BN Series

Center Distance	1500	2000	3000	4000	5000	6000	7000	8000	9000	10000	11000	12000
L	5490	5990	6990	7990	8990	9990	10990	11990	12990	13990	14990	15990



KAN Series

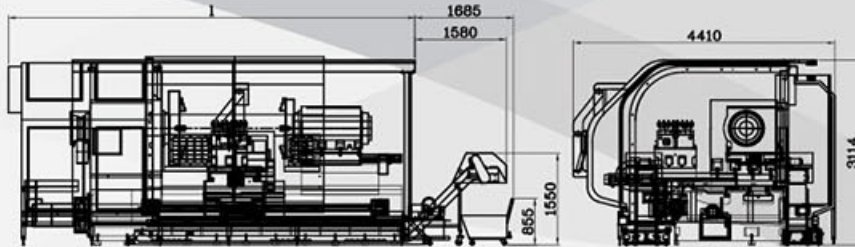
Center Distance	3000	4000	5000	6000	7000	8000	9000	10000	11000	12000
L	7850	8850	9850	10850	11850	12850	13850	14850	15850	16850



FOUNDATION

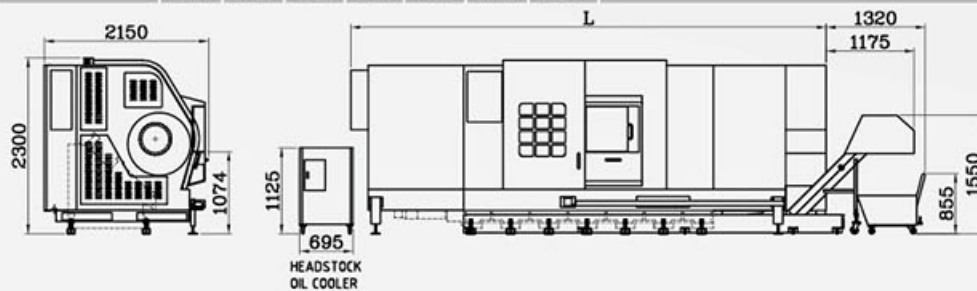
KBN Series

Center Distance	3000	4000	5000	6000	7000	8000	9000	10000	11000	12000
L	6850	7850	8850	9850	10850	12850	13850	14850	15850	16850



SS Series

Center Distance	700	1200	1700	2200	3200	4200	5200
L	5225	5725	6225	6725	7725	8725	9225



CONTROLLER

FANUC



FAGOR



Item	311 series STD	311 series C-axis	0I-T series
PMC ladder function	○ 32000 steps		○ 24000 steps
HRV3 control	○		○
Dual position feedback	○		○
Macro executor + C language executor	○		-
Custom software (Total amount of each path)	○ 2MByte		-
Controllable axes expansion (each path) (Including PMC axes and Cs axes)	○		-
Max. control axes	○ 3 axes	△ 4 axes	-
Simultaneously controlled axes expansion (each path)	○ Max. 4 axes		-
Control axis detach	○		○
Polar coordinate interpolation	○		○
Tool retract and recover	○		-
Thread cutting retract	○		○
Variable lead thread cutting	○		○
Rigid tapping	-	○	○
Manual handle feed 1-unit	○ 1 unit		○ 1 unit
Stored pitch error compensation	○		○
Position switch	○		○
Spindle serial output	○		○
Spindle positioning	○	-	○
Spindle orientation	○ 1 spindle		○ 1 spindle
Constant surface speed control	○		○
Actual spindle speed output	○		○
Spindle speed fluctuation detection	○		○
Multi spindle control	-	○	○
Spindle orientation expansion	○		-
Direct drawing dimension programming	○		○
G code system	○		○
Custom macro	○		○
Chamfering/Corner R	○		○
Inch/metric conversion	○		○
Multiple repetitive cycles	○		○
Multiple repetitive cycles II	○ Pocket profile		○
Canned cycle for drilling	○		○
Workpiece coordinate system	○ G52 ~ G59		○
RS232C interface	○ Channel 1 & ○ Channel 2		-
External message	○		○
Tool offset pairs	○ 99-pairs		○ 64-pairs
Tool radius + Tool nose radius compensation	○		○
Tool geometry/wear compensation	○		○
Part program storage size	○ 512KByte		○ 512KByte
Background editing	○		○
Software operator's panel	○		○
Software operator's panel general purpose switch	○ Software operator's panel is required.		○
Run hour and parts count display	○		○
Selection of Five Optional Language	○		○ Multi-language
MANUAL GUIDE i	○		○
Controlled path	○ 1 path		○ 1 path
Machine groups	○ 1 group		-
Designation of Spindle axes (each path / Total)	○ 1 axis	△ 2 axes	-

Optional Accessories



3-jaw scroll chuck
(Direct mount)




4-jaw independent
chuck
(Semi-steel body type)



4-jaw independent
chuck
(Steel body type)



4-jaw independent
chuck
(Face plate type)



4-jaw independent
chuck
(Top jaw type)



3-jaw hydraulic
chuck



6-jaw hydraulic
chuck



3-jaw pneumatic
chuck



3-Point Steady Rest
FIXED (Closed type)
ψ30~400mm (1.18"~15.74")
ψ350~700mm (13.77"~27.55")
ψ600~1000mm (23.62"~39.37")



4-Point Steady Rest
U shape (Open type)
ψ160~450mm (6.29"~71.71")
ψ450~700mm (17.71"~27.55")
ψ600~1000mm (23.62"~39.37")



3-point Follow Rest
(Movement with carriage)
ψ30~300mm (1.18"~11.81")



C-Type Steady Rest
(Only for CN,KAN,KBN,
SA,SB,SS MODEL)



Hydraulic Steady Rest



Roller support Type A



Roller support Type B



Tailstock with chuck & centre
device for heavy parts cutting




Boring bar toolholder
with linear rails

Optional Accessories



Baruffaldi TB320 Servo turret with polygon disc



Baruffaldi TB400 Servo turret with polygon disc



Baruffaldi TB Servo turret with VDI disc



Baruffaldi TBMA power turret with VDI disc




Baruffaldi TB power turret with BMT disc



Hydraulic H4 Turret




Hydraulic H6 Turret



Grinding accessories



Servo Milling accessories



C axis function (Heidenhain measuring angles with angle encoders)



Renishaw Tool presetter



Sliding type manual rear chuck guard



Sliding type auto rear chuck guard

PK series

Spindle bore 9" ,
Swing over bed 120" ,
Distance between centres 480"



KAN series

Spindle bore 12" ,
Swing over bed 55" ,
Distance between centres 480"



CN series, (BORING MACHINE)

Spindle bore 9" ,
Swing over bed 60" ,
Distance between centres 240"



CN series

Spindle bore 18" ,
Swing over bed 60" ,
Distance between centres 100"



LD Series, (FULLY ENCLOSED SPLASH GUARD)

Spindle bore 6" ,
Swing over bed 45" ,
Distance between centres 160"



TURRET Series

PROKING'S OTHER PRODUCTS



CONVENTIONAL HOLLOW SPINDLE LATHE

PA / PB / PC / PH / PKA / PKB / TURRET series



MEDIUM DUTY SLANT BED CNC LATHES

SS27 series



CNC AND MANUAL VERTICAL LATHES

Ruggedly built vertical lathes that offer precision and efficient turning operations

PROKING

PROKING MACHINERY CO., LTD.

No. 2 Pinkai Lane, Side Road, Wufeng Dist,
Taichung city 413, Taiwan (R.O.C.)

TEL: +886-4-2339 5678

FAX: +886-4-2339 3366

E-mail: pklathe@ms39.hinet.net

<http://www.prokingmachinery.com>