豪力輝工業股份有限公司
HOLD WELL INDUSTRIAL CO., LTD.

TÜVRheinland CERTIFIED

ISO 9001:2008
ID 9105040234

橫向銑頭
Angle Head

2017/02

索引 Content

90˚橫向銑頭 90˚Angle Head

AHA Type

ER

FA 2

AHB Type

BT

ER 4

AHC Type

FA 6

模組化橫向銑頭 Modular Angle Head

AHD Type

A1/A3

A2/A4 7

B1 9

萬向銑頭 Universal Angle Head

AHG Type

A1/A2 10

索引 **Content**

重型橫向銑頭 Heavy Duty Angle Head

AHK Type

A1G

A2G


A3

11

B1

B2
B2-I


C1


D1

14

輕量化橫向銑頭 Light / Mini Angle Head

AHL Type

A1

A2/A3

A4

19


B1

B3

22

C1

H1

24

鋁合金橫向銑頭 Aluminum Angle Head

AHM Type

Int.

26

產品特色 Feature

- 定位塊安裝簡易，無需更改機台結構。
- 本體材質為球狀石墨鑄鐵，抗拉強度高。
- 可於刀庫自動換刀，節省時間，效率高。
- 可 360 度旋轉調整加工角度，可透過兩側研磨平行面，簡單校正加工方向。
- 使用 P4 級軸承，確保高精度。
- 溫升小、防水、防油及防塵。
- 減少翻動工件，提高加工工件精度及生產力。
- 多功能用途，適用鑽孔、攻牙、端銑、面銑 ... 等加工，加工適用範圍大。

- Customized setting blocks can be easily installed without any modification of machine construction.
- The body is made of Ductile Cast Iron with high tensile strength.
- Can be automatic tool changed. Save time; increase efficiency.
- Cutting direction can be adjusted from 0 to 360 degree. Can easily be set by indicating the datum face.
- Precision P4 class bearing provides accurate concentricity.
- Low temperature rising, waterproof, oil-proof, and dust-proof.
- Avoids turning workpiece around to increase accuracy and productivity.
- Ideal for drilling, tapping, end milling, face milling, and various machining applications.

加工範例 Application

- 內面加工
  Internal Machining



- 鋸切加工
  Saw and Cutting



- 側面加工
  Side Machining



- 任意角度加工
  Any Angle Machining



- 曲面加工
  Curved Surface Machining



- 45°角加工
  45 Degree Machining

AHA Type

90˚橫向銑頭

90˚Angle Head-ER

- 本體採用球狀石墨鑄鐵，剛性強，加工穩定。
- 適用主軸種類多樣化。夾持刀具種類、尺寸多樣化，ER32、ER40、FA25.4 型式，可涵蓋大部分加工應用。
- 自動刀庫換刀加工 (僅錐度 50 橫銑頭可換刀)，量化生產必備工具。
- 適用中、輕切削。

內孔偏擺度	0.002 mm
材質	球狀石墨鑄鐵
轉速	最高 6000 RPM
扭力	最大 27 Nm
齒輪比	1：0.81
適用主軸	BT, NT, SK(ISO), CAT
標準配件	鉤形扳手、ER 扳手、ER 螺帽
出力軸轉向	反轉

- The body is made of Ductile Cast Iron. High strength steel; stable machining.
- Wide selections of tool shanks. The design of ER32, ER40, and FA25.4 heads ensures various applications.
- Can be automatic tool changed (Taper 50 Angle Head only). Increases productivity.
- Suitable for light and middle cutting.

Run-out	0.002 mm
Material	Ductile Cast Iron
R.P.M.	Max. 6000 RPM
Torque	Max. 27 Nm
Gear Ratio	1：0.81
Spindle Type	BT, NT, SK(ISO), CAT
Standard Accessory	Hook Spanner ER Wrench, ER Nut
Output Rotation	Reverse to Input Rotation

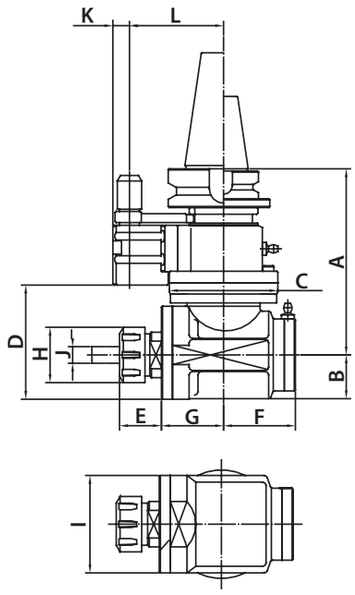

Unit : mm

Model No.	A	B	C	D	E max	F	G	H	I	J	K	L	N.W. (KG)
AHA-BT40-ER32	160	40	98	103	39	65	56	50	88	3~20	15	65/80/85	7.8
AHA-BT50-ER32	171	40	98	103	39	65	56	50	88	3~20	15	80/85/110	9.5
AHA-BT40-ER40	160	40	98	103	44	65	56	63	88	4~26	15	65/80/85	7.8
AHA-BT50-ER40	171	40	98	103	44	65	56	63	88	4~26	15	80/85/110	9.5
AHA-NT50-ER32	171	40	98	103	39	65	56	50	88	3~20	15	80/85/110	9.5
AHA-NT50-ER40	171	40	98	103	44	65	56	63	88	4~26	15	80/85/110	9.5
AHA-SK40-ER32	160	40	98	103	39	65	56	50	88	3~20	15	65/80/85	7.8
AHA-SK50-ER32	171	40	98	103	39	65	56	50	88	3~20	15	80/85/110	9.5
AHA-SK40-ER40	160	40	98	103	44	65	56	63	88	4~26	15	65/80/85	7.8
AHA-SK50-ER40	171	40	98	103	44	65	56	63	88	4~26	15	80/85/110	9.5
AHA-CAT40-ER32	160	40	98	103	39	65	56	50	88	3~20	15	65/80/85	7.8
AHA-CAT50-ER32	171	40	98	103	39	65	56	50	88	3~20	15	80/85/110	9.5
AHA-CAT40-ER40	160	40	98	103	44	65	56	63	88	4~26	15	65/80/85	7.8
AHA-CAT50-ER40	171	40	98	103	44	65	56	63	88	4~26	15	80/85/110	9.5

AHA Type

90˚橫向銑頭

90˚Angle Head-FA

- 本體採用球狀石墨鑄鐵，剛性強，加工穩定。
- 適用主軸種類多樣化。夾持刀具種類、尺寸多樣化，ER32、ER40、FA25.4 型式，可涵蓋大部分加工應用。
- 自動刀庫換刀加工 (僅錐度 50 橫銑頭可換刀)，量化生產必備工具。
- 適用中、輕切削。

內孔偏擺度	0.002 mm
材質	球狀石墨鑄鐵
轉速	最高 6000 RPM
扭力	最大 27 Nm
齒輪比	1：0.81
適用主軸	BT, NT, SK(ISO), CAT
標準配件	開口扳手
出力軸轉向	反轉

- The body is made of Ductile Cast Iron. High strength steel; stable machining.
- Wide selections of tool shanks. The design of ER32, ER40, and FA25.4 heads ensures various applications.
- Can be automatic tool changed (Taper 50 Angle Head only). Increases productivity.
- Suitable for light and middle cutting.

Run-out	0.002 mm
Material	Ductile Cast Iron
R.P.M.	Max. 6000 RPM
Torque	Max. 27 Nm
Gear Ratio	1：0.81
Spindle Type	BT, NT, SK(ISO), CAT
Standard Accessory	Open End Wrench
Output Rotation	Reverse to Input Rotation

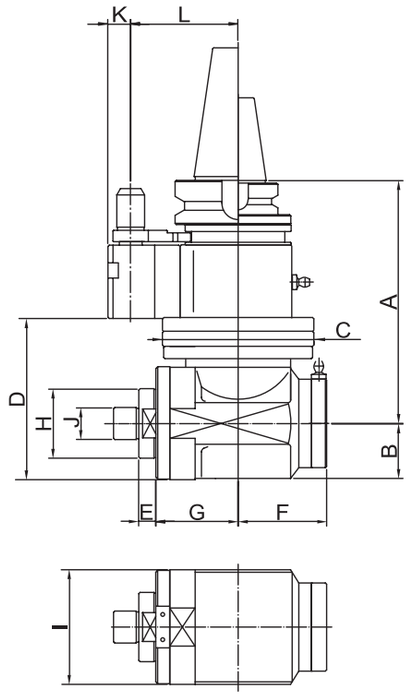

Unit : mm

Model No.	A	B	C	D	E	F	G	H	I	J	K	L	N.W. (KG)
AHA-BT40-FA25.4	160	40	98	103	12	65	56	50	88	25.4	15	65/80/85	7.8
AHA-BT50-FA25.4	171	40	98	103	12	65	56	50	88	25.4	15	80/85/110	9.5
AHA-NT50-FA25.4	171	40	98	103	12	65	56	50	88	25.4	15	80/85/110	9.5
AHA-SK40-FA25.4	160	40	98	103	12	65	56	50	88	25.4	15	65/80/85	7.8
AHA-SK50-FA25.4	171	40	98	103	12	65	56	50	88	25.4	15	80/85/110	9.5
AHA-CAT40-FA25.4	160	40	98	103	12	65	56	50	88	25.4	15	65/80/85	7.8
AHA-CAT50-FA25.4	171	40	98	103	12	65	56	50	88	25.4	15	80/85/110	9.5

AHB Type

90˚橫向銑頭

90˚Angle Head-BT

- 本體採用球狀石墨鑄鐵，剛性強，加工穩定。
- BT30 刀具接合介面，提供各種 BT30 刀具之彈性應用，涵蓋大部份加工應用。
- 自動刀庫換刀加工 (僅錐度 50 橫銑頭可換刀)，量化生產必備工具。

內孔偏擺度	0.002 mm
材質	球狀石墨鑄鐵
轉速	最高 6000 RPM
扭力	最大 47 Nm
齒輪比	1：1
適用主軸	BT, SK(ISO), CAT
標準配件	鉤形扳手、開口扳手、BT 螺帽
出力軸轉向	反轉

- The body is made of Ductile Cast Iron. High strength steel; stable machining.
- The output interface of BT30 ensures wide-range application with various BT30 tool holders.
- Can be automatic tool changed (Taper 50 Angle Head only). Increases productivity.

Run-out	0.002 mm
Material	Ductile Cast Iron
R.P.M.	Max. 6000 RPM
Torque	Max. 47 Nm
Gear Ratio	1：1
Spindle Type	BT, SK(ISO), CAT
Standard Accessory	Hook Spanner Open End Wrench, BT Nut
Output Rotation	Reverse to Input Rotation

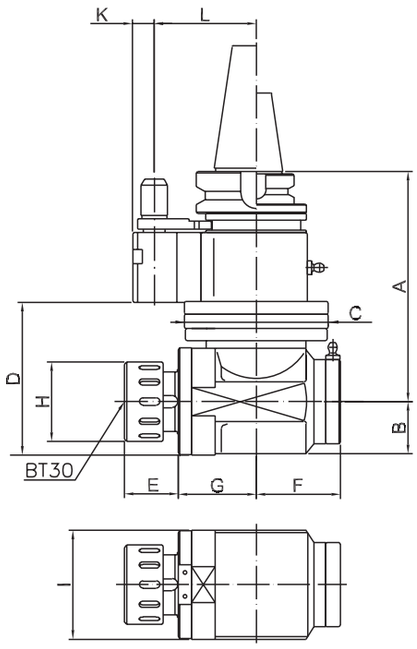

Unit : mm

Model No.	A	B	C	D	E	F	G	H	I	K	L	N.W. (KG)
AHB-BT40-BT30	192	44.5	120	127.5	45	70	65	66	90	17	70/80/85	12.1
AHB-BT50-BT30	195	44.5	120	127.5	45	70	65	66	90	17	80/85/110	14.7
AHB-SK40-BT30	192	44.5	120	127.5	45	70	65	66	90	17	70/80/85	12.1
AHB-SK50-BT30	195	44.5	120	127.5	45	70	65	66	90	17	80/85/110	14.7
AHB-CAT40-BT30	192	44.5	120	127.5	45	70	65	66	90	17	70/80/85	12.1
AHB-CAT50-BT30	195	44.5	120	127.5	45	70	65	66	90	17	80/85/110	14.7

AHB Type

90˚橫向銑頭

90˚Angle Head-ER

- 本體採用球狀石墨鑄鐵，剛性強，加工穩定。
- 自動刀庫換刀加工 (僅錐度 50 橫銑頭可換刀)，量化生產必備工具。

內孔偏擺度	0.002 mm
材質	球狀石墨鑄鐵
轉速	最高 6000 RPM
扭力	最大 47 Nm
齒輪比	1：1
適用主軸	BT, SK(ISO), CAT
標準配件	鉤形扳手、ER 扳手、ER 螺帽
出力軸轉向	反轉

- The body is made of Ductile Cast Iron. High strength steel; stable machining.
- Can be automatic tool changed (Taper 50 Angle Head only). Increases productivity.

Run-out	0.002 mm
Material	Ductile Cast Iron
R.P.M.	Max. 6000 RPM
Torque	Max. 47 Nm
Gear Ratio	1：1
Spindle Type	BT, SK(ISO), CAT
Standard Accessory	Hook Spanner ER Wrench, ER Nut
Output Rotation	Reverse to Input Rotation

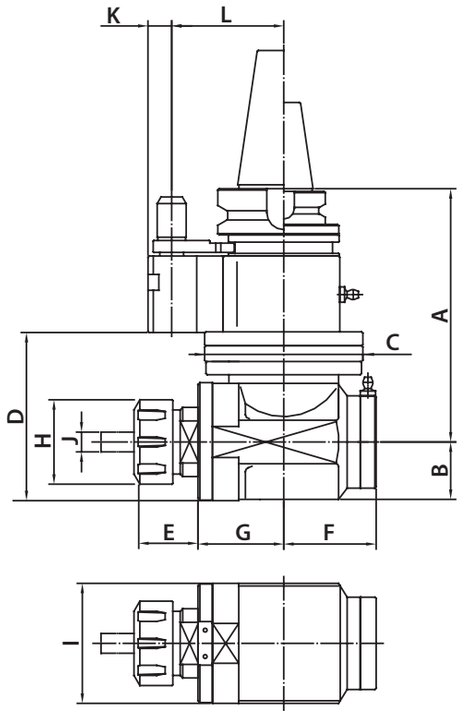

Unit : mm

Model No.	A	B	C	D	E max	F	G	H	I	J	K	L	N.W. (KG)
AHB-BT40-ER40	192	44.5	120	127.5	44	70	65	63	90	4~26	17	70/80/85	12.1
AHB-BT50-ER40	195	44.5	120	127.5	44	70	65	63	90	4~26	17	80/85/110	14.7
AHB-SK40-ER40	192	44.5	120	127.5	44	70	65	63	90	4~26	17	70/80/85	12.1
AHB-SK50-ER40	195	44.5	120	127.5	44	70	65	63	90	4~26	17	80/85/110	14.7
AHB-CAT40-ER40	192	44.5	120	127.5	44	70	65	63	90	4~26	17	70/80/85	12.1
AHB-CAT50-ER40	195	44.5	120	127.5	44	70	65	63	90	4~26	17	80/85/110	14.7

AHC Type

90˚橫向銑頭

90˚Angle Head-FA

- 本體採用球狀石墨鑄鐵，剛性強，加工穩定。
- 面銑刀專用機種，直接連結面銑刀，加工穩定快速。
- 自動刀庫換刀加工 (僅錐度 50 橫銑頭可換刀)，量化生產必備工具。

內孔偏擺度	0.002 mm
材質	球狀石墨鑄鐵
轉速	最高 6000 RPM
扭力	最大 47 Nm
齒輪比	1：1
適用主軸	BT, SK(ISO), CAT
標準配件	開口扳手
出力軸轉向	反轉

- The body is made of Ductile Cast Iron. High strength steel; stable machining.
- The AHC series is suitable for firm and fast face milling.
- Can be automatic tool changed (Taper 50 Angle Head only). Increases productivity.

Run-out	0.002 mm
Material	Ductile Cast Iron
R.P.M.	Max. 6000 RPM
Torque	Max. 47 Nm
Gear Ratio	1：1
Spindle Type	BT, SK(ISO), CAT
Standard Accessory	Open End Wrench
Output Rotation	Reverse to Input Rotation

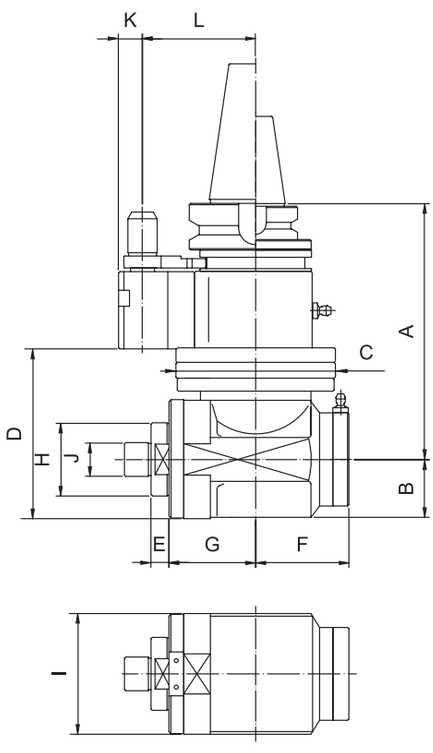

Unit : mm

Model No.	A	B	C	D	E	F	G	H	I	J	K	L	N.W. (KG)
AHC-BT40-FA25.4	192	44.5	120	127.5	13.5	70	65	55	90	25.4	17	70/80/85	12.1
AHC-BT50-FA25.4	195	44.5	120	127.5	13.5	70	65	55	90	25.4	17	80/85/110	14.7
AHC-SK40-FA25.4	192	44.5	120	127.5	13.5	70	65	55	90	25.4	17	70/80/85	12.1
AHC-SK50-FA25.4	195	44.5	120	127.5	13.5	70	65	55	90	25.4	17	80/85/110	14.7
AHC-CAT40-FA25.4	192	44.5	120	127.5	13.5	70	65	55	90	25.4	17	70/80/85	12.1
AHC-CAT50-FA25.4	195	44.5	120	127.5	13.5	70	65	55	90	25.4	17	80/85/110	14.7

AHD Type

加長型橫向銑頭

Modular Angle Head-Longer

- 小型化設計、加長型下座，適用於深槽與深孔之內面加工。
- 自動刀庫換刀加工 (僅錐度 50 橫銑頭可換刀)，量化生產必備工具。

內孔偏擺度	0.002 mm
材質	球狀石墨鑄鐵
轉速	最高 4000 RPM
扭力	最大 15 Nm
齒輪比	1：1
適用主軸	BT, SK(ISO), CAT
標準配件	開口扳手、ER 扳手、ER 螺帽
出力軸轉向	反轉

- The body is made of Ductile Cast Iron. High strength steel; stable machining.
- The AHC series is suitable for firm and fast face milling.
- Can be automatic tool changed (Taper 50 Angle Head only). Increases productivity.

Run-out	0.002 mm
Material	Ductile Cast Iron
R.P.M.	Max. 4000 RPM
Torque	Max. 15 Nm
Gear Ratio	1：1
Spindle Type	BT, SK(ISO), CAT
Standard Accessory	Open Wrench, ER Wrench, ER Nut
Output Rotation	Reverse to Input Rotation

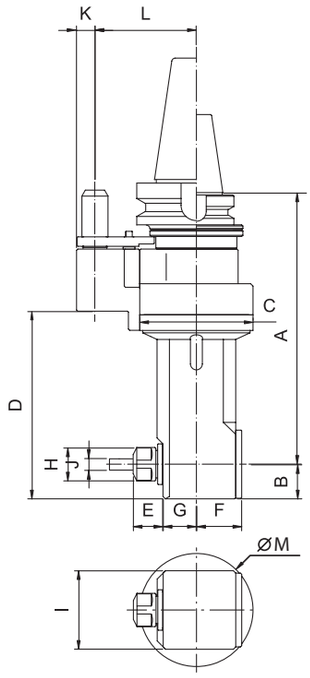

Unit : mm

Model No.	A	B	C	D	E max	F	G	H	I	J	K	L	M	N.W. (KG)
AHD-BT40-A1	227	29	95	156	38	38	28	34	66	1~13(ER20)	15.5	65/80/85	116	8.4
AHD-BT50-A1	238	29	95	156	38	38	28	34	66	1~13(ER20)	15.5	80/85/110	116	11
AHD-SK40-A1	227	29	95	156	38	38	28	34	66	1~13(ER20)	15.5	65/80/85	116	8.1
AHD-SK50-A1	238	29	95	156	38	38	28	34	66	1~13(ER20)	15.5	80/85/110	116	10.8
AHD-CAT40-A1	227	29	95	156	38	38	28	34	66	1~13(ER20)	15.5	65/80/85	116	8.1
AHD-CAT50-A1	238	29	95	156	38	38	28	34	66	1~13(ER20)	15.5	80/85/110	116	10.8
AHD-BT40-A3	227	29	95	156	47	38	28	42	66	2~16(ER25)	15.5	65/80/85	125	8.4
AHD-BT50-A3	238	29	95	156	47	38	28	42	66	2~16(ER25)	15.5	80/85/110	125	11
AHD-SK40-A3	227	29	95	156	47	38	28	42	66	2~16(ER25)	15.5	65/80/85	125	8.1
AHD-SK50-A3	238	29	95	156	47	38	28	42	66	2~16(ER25)	15.5	80/85/110	125	10.8
AHD-CAT40-A3	227	29	95	156	47	38	28	42	66	2~16(ER25)	15.5	65/80/85	125	8.1
AHD-CAT50-A3	238	29	95	156	47	38	28	42	66	2~16(ER25)	15.5	80/85/110	125	10.8

※ 此系列橫銑頭可選購延長器，以增加本體長度，詳細規格請見 P31。

※ For longer length, Extension is available, whose specification is shown on P31.

AHD Type

小型橫向銑頭

Modular Angle Head -Compact

- 小型化外部設計，內面加工的最佳選擇。
- 自動刀庫換刀加工，量化生產必備工具。

內孔偏擺度	0.002 mm
材質	球狀石墨鑄鐵
轉速	最高 4000 RPM
扭力	最大 15 Nm
齒輪比	1：1
適用主軸	BT, SK(ISO), CAT
標準配件	開口扳手、ER 扳手、ER 螺帽
出力軸轉向	反轉

- Compact body design is the best tool for internal machining application.
- Can be automatic tool changed. Increases productivity.

Run-out	0.002 mm
Material	Ductile Cast Iron
R.P.M.	Max. 4000 RPM
Torque	Max. 15 Nm
Gear Ratio	1：1
Spindle Type	BT, SK(ISO), CAT
Standard Accessory	Open Wrench, ER Wrench, ER Nut
Output Rotation	Reverse to Input Rotation

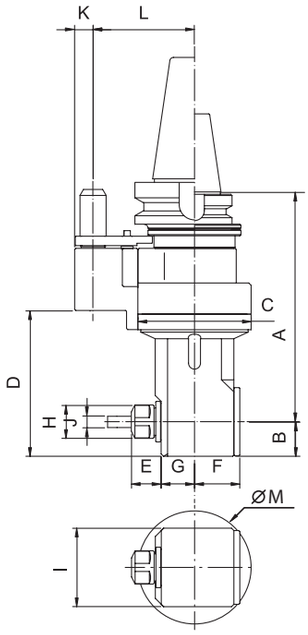

Unit : mm

Model No.	A	B	C	D	E max	F	G	H	I	J	K	L	M	N.W. (KG)
AHD-BT40-A2	192	29	95	122	38	38	28	34	66	1~13(ER20)	15.5	65/80/85	116	7.2
AHD-BT50-A2	203	29	95	122	38	38	28	34	66	1~13(ER20)	15.5	80/85/110	116	10
AHD-SK40-A2	192	29	95	122	38	38	28	34	66	1~13(ER20)	15.5	65/80/85	116	6.9
AHD-SK50-A2	203	29	95	122	38	38	28	34	66	1~13(ER20)	15.5	80/85/110	116	9.8
AHD-CAT40-A2	192	29	95	122	38	38	28	34	66	1~13(ER20)	15.5	65/80/85	116	6.9
AHD-CAT50-A2	203	29	95	122	38	38	28	34	66	1~13(ER20)	15.5	80/85/110	116	9.8
AHD-BT40-A4	192	29	95	122	47	38	28	42	66	2~16(ER25)	15.5	65/80/85	125	7.2
AHD-BT50-A4	203	29	95	122	47	38	28	42	66	2~16(ER25)	15.5	80/85/110	125	10
AHD-SK40-A4	192	29	95	122	47	38	28	42	66	2~16(ER25)	15.5	65/80/85	125	6.9
AHD-SK50-A4	203	29	95	122	47	38	28	42	66	2~16(ER25)	15.5	80/85/110	125	9.8
AHD-CAT40-A4	192	29	95	122	47	38	28	42	66	2~16(ER25)	15.5	65/80/85	125	6.9
AHD-CAT50-A4	203	29	95	122	47	38	28	42	66	2~16(ER25)	15.5	80/85/110	125	9.8

※ 此系列橫銑頭可選購延長器，以增加本體長度，詳細規格請見 P31。

※ For longer length, Extension is available, whose specification is shown on P31.

AHD Type

45˚橫向銑頭

Modular Angle Head-45˚

- 45˚設計，適用於 45˚鑽銑加工與曲面加工等。
- 自動刀庫換刀加工 (僅錐度 50 橫銑頭可換刀)，量化生產必備工具。

內孔偏擺度	0.002 mm
材質	球狀石墨鑄鐵
轉速	最高 4000 RPM
扭力	最大 15 Nm
齒輪比	1：1
適用主軸	BT, SK(ISO), CAT
標準配件	開口扳手、ER 扳手、ER 螺帽
出力軸轉向	反轉

- The 45 degree design ensures 45 degree drilling, milling and curved surface processing.
- Can be automatic tool changed (Taper 50 Angle Head only). Increases productivity.

Run-out	0.002 mm
Material	Ductile Cast Iron
R.P.M.	Max. 4000 RPM
Torque	Max. 15 Nm
Gear Ratio	1：1
Spindle Type	BT, SK(ISO), CAT
Standard Accessory	Open Wrench, ER Wrench, ER Nut
Output Rotation	Reverse to Input Rotation

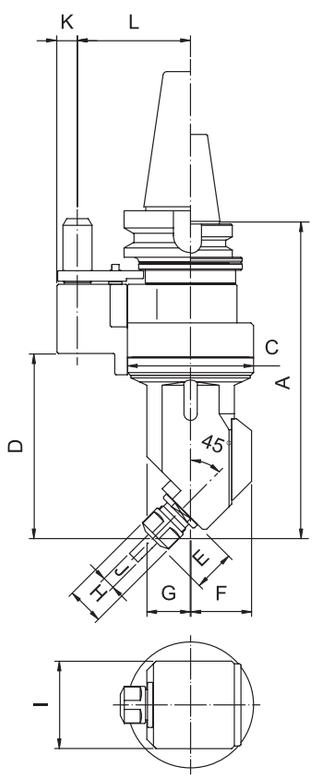

Unit : mm

Model No.	A	C	D	E	F	G	H	I	J	K	L	N.W. (KG)
AHD-BT40-B1	238	95	139	30	46	33	34	66	1~13(ER20)	15.5	65/85/80	7.4
AHD-BT50-B1	249	95	139	30	46	33	34	66	1~13(ER20)	15.5	80/85/110	10.2
AHD-SK40-B1	238	95	139	30	46	33	34	66	1~13(ER20)	15.5	65/85/80	7.1
AHD-SK50-B1	249	95	139	30	46	33	34	66	1~13(ER20)	15.5	80/85/110	10
AHD-CAT40-B1	238	95	139	30	46	33	34	66	1~13(ER20)	15.5	65/85/80	7.1
AHD-CAT50-B1	249	95	139	30	46	33	34	66	1~13(ER20)	15.5	80/85/110	10

※ 此系列橫銑頭可選購延長器，以增加本體長度，詳細規格請見 P31。

※ For longer length, Extension is available, whose specification is shown on P31.

AHG Type

萬向銑頭

Universal Angle Head

- 0°~±90°加工角度多樣化，適用於各種加工應用。
- 小型化設計、剛性高、防油、防塵佳、使用壽命長。
- 自動刀庫換刀加工 (僅錐度 50 橫銑頭可換刀)，量化生產必備工具。

內孔偏擺度	0.002 mm
材質	合金鋼 & 球狀石墨鑄鐵
轉速	最高 4000 RPM
扭力	最大 20 Nm
齒輪比	1：1
適用主軸	BT, SK(ISO), CAT
標準配件	開口扳手、ER 扳手、ER 螺帽
出力軸轉向	反轉

- Cutting angle can be set from 0 to ±90 degree for various applications.
- Compact design provides extra strength, oil-proof, dust-proof, and duration.
- Can be automatic tool changed (Taper 50 Angle Head only). Increases productivity.

Run-out	0.002 mm
Material	Alloy Steel & Ductile Cast Iron
R.P.M.	Max. 4000 RPM
Torque	Max. 20 Nm
Gear Ratio	1：1
Spindle Type	BT, SK(ISO), CAT
Standard Accessory	Open End Wrench, ER Wrench, ER Nut
Output Rotation	Reverse to Input Rotation

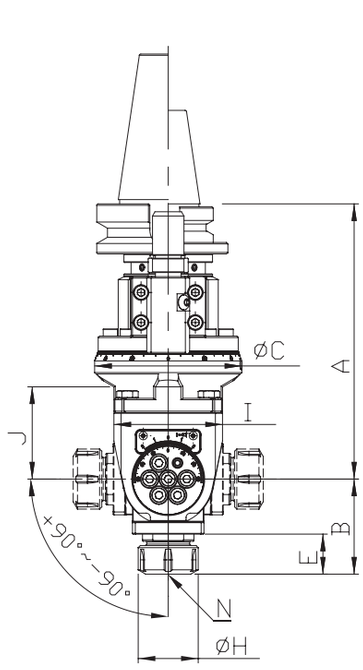

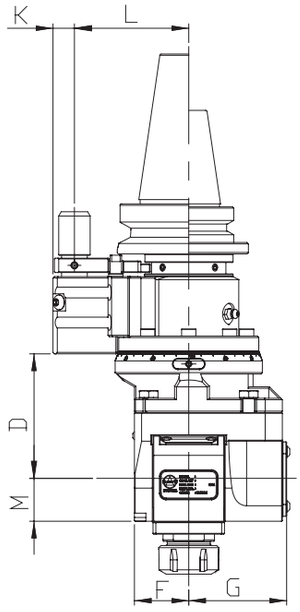

Unit : mm

Model NO.	A	B max	C	D	E max	F	G	H	I	J	K	L	M	N	N.W.(KG)
AHG-BT40-A1	184.5	89	103	87.6	32	38	70.7	42	76	64.5	17	65/80/85	29.5	2~16 (ER25)	9
AHG-BT50-A1	195.5	89	103	87.6	32	38	70.7	42	76	64.5	17	80/85/110	29.5	2~16 (ER25)	11.5
AHG-SK40-A1	184.5	89	103	87.6	32	38	70.7	42	76	64.5	17	65/80/85	29.5	2~16 (ER25)	9
AHG-SK50-A1	195.5	89	103	87.6	32	38	70.7	42	76	64.5	17	80/85/110	29.5	2~16 (ER25)	11.5
AHG-CAT40-A1	184.5	89	103	87.6	32	38	70.7	42	76	64.5	17	65/80/85	29.5	2~16 (ER25)	9
AHG-CAT50-A1	195.5	89	103	87.6	32	38	70.7	42	76	64.5	17	80/85/110	29.5	2~16 (ER25)	11.5
AHG-BT40-A2	184.5	96.5	103	87.6	40	38	70.7	50	76	64.5	17	65/80/85	29.5	3~20 (ER32)	9
AHG-BT50-A2	195.5	96.5	103	87.6	40	38	70.7	50	76	64.5	17	80/85/110	29.5	3~20 (ER32)	11.5
AHG-SK40-A2	184.5	96.5	103	87.6	40	38	70.7	50	76	64.5	17	65/80/85	29.5	3~20 (ER32)	9
AHG-SK50-A2	195.5	96.5	103	87.6	40	38	70.7	50	76	64.5	17	80/85/110	29.5	3~20 (ER32)	11.5
AHG-CAT40-A2	184.5	96.5	103	87.6	40	38	70.7	50	76	64.5	17	65/80/85	29.5	3~20 (ER32)	9
AHG-CAT50-A2	195.5	96.5	103	87.6	40	38	70.7	50	76	64.5	17	80/85/110	29.5	3~20 (ER32)	11.5

AHK Type

鎖固式橫向銑頭

Heavy Duty Angle Head

- 錐度 40 刀具接合介面，提供各種 BT40/SK40/CAT40 刀具之彈性應用，涵蓋大部分加工應用。
- 直接安裝於機台法蘭面。本體設計簡約，結構堅固。
- 藉由更換法蘭盤，可於相同錐度之各式機台上交替使用。
- 採用高硬度高精密螺旋傘齒輪，運轉穩定，壽命長。
- 可 360 度旋轉調整加工角度。

內孔偏擺度	0.002 mm
材質	球狀石墨鑄鐵
轉速	最高 4000 RPM
扭力	最大 100 Nm
齒輪比	1：1
適用主軸	BT, SK(ISO), CAT
標準配件	開口扳手、L 型扳手
出力軸轉向	反轉

- The output interface of Taper40 ensures wide-range application with various BT40/SK40/CAT40 tool holders.
- Mount directly on the machine spindle surface. Rugged body construction for heavy duty cutting.
- Interchangeable among same taper machines by changing the mounting plate.
- Hardened precision spiral bevel gears ensure stable performance with long service life.
- Cutting direction can be adjusted from 0 ~ 360 degree.

Run-out	0.002 mm
Material	Ductile Cast Iron
R.P.M.	Max. 4000 RPM
Torque	Max. 100 Nm
Gear Ratio	1：1
Spindle Type	BT, SK(ISO), CAT
Standard Accessory	Open End Wrench, L Type Wrench
Output Rotation	Reverse to Input Rotation

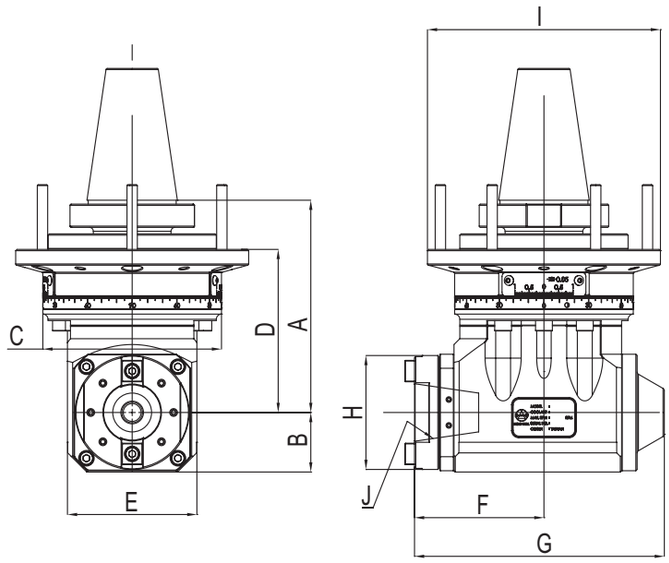

Unit : mm

Model No.	A	B	C	D	E	F	G	H	I	J	N.W. (KG)
AHK-BT40-A1G	164	46	138	126	100	100	193	88	180	BT40/SK40/CAT40	17.3
AHK-BT50-A1G	164	46	138	126	100	100	193	88	180	BT40/SK40/CAT40	20
AHK-SK40-A1G	164	46	138	126	100	100	193	88	180	BT40/SK40/CAT40	17.3
AHK-SK50-A1G	164	46	138	126	100	100	193	88	180	BT40/SK40/CAT40	20
AHK-CAT40-A1G	164	46	138	126	100	100	193	88	180	BT40/SK40/CAT40	17.3
AHK-CAT50-A1G	164	46	138	126	100	100	193	88	180	BT40/SK40/CAT40	20

※ 此系列橫銑頭須採用法蘭盤定位塊，參見 P31。

※ For installation, this series of heads require Flange Disc shown on P31.

AHK Type

鎖固式橫向銑頭

Heavy Duty Angle Head-Longer

- 錐度 40 刀具接合介面，提供各種 BT40/SK40/CAT40 刀具之彈性應用，涵蓋大部分加工應用。
- 直接安裝於機台法蘭面。本體設計簡約，結構堅固。
- 藉由更換法蘭盤，可於相同錐度之各式機台上交替使用。
- 採用高硬度高精密螺旋傘齒輪，運轉穩定，壽命長。
- 可 360 度旋轉調整加工角度。

內孔偏擺度	0.002 mm
材質	球狀石墨鑄鐵
轉速	最高 4000 RPM
扭力	最大 100 Nm
齒輪比	1：1
適用主軸	BT, SK(ISO), CAT
標準配件	開口扳手、L 型扳手
出力軸轉向	反轉

- The output interface of Taper40 ensures wide-range application with various BT40/SK40/CAT40 tool holders.
- Mount directly on the machine spindle surface. Rugged body construction for heavy duty cutting.
- Interchangeable among same taper machines by changing the mounting plate.
- Hardened precision spiral bevel gears ensure stable performance with long service life.
- Cutting direction can be adjusted from 0 ~ 360 degree.

Run-out	0.002 mm
Material	Ductile Cast Iron
R.P.M.	Max. 4000 RPM
Torque	Max. 100 Nm
Gear Ratio	1：1
Spindle Type	BT, SK(ISO), CAT
Standard Accessory	Open End Wrench, L Type Wrench
Output Rotation	Reverse to Input Rotation

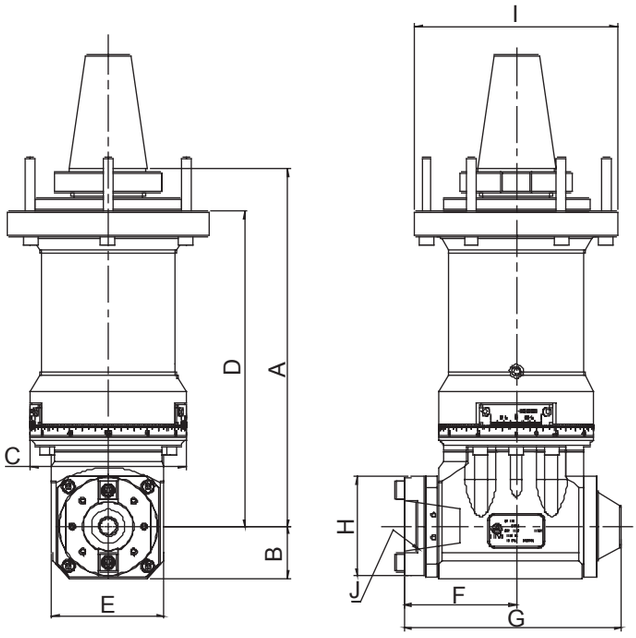

Unit : mm

Model No.	A	B	C	D	E	F	G	H	I	J	N.W. (KG)
AHK-BT40-A2G	318	46	138	280	100	100	193	88	180	BT40/SK40/CAT40	30.9
AHK-BT50-A2G	318	46	138	280	100	100	193	88	180	BT40/SK40/CAT40	33.6
AHK-SK40-A2G	318	46	138	280	100	100	193	88	180	BT40/SK40/CAT40	30.9
AHK-SK50-A2G	318	46	138	280	100	100	193	88	180	BT40/SK40/CAT40	33.6
AHK-CAT40-A2G	318	46	138	280	100	100	193	88	180	BT40/SK40/CAT40	30.9
AHK-CAT50-A2G	318	46	138	280	100	100	193	88	180	BT40/SK40/CAT40	33.6

※ 此系列橫銑頭須採用法蘭盤定位塊，參見 P31。

※ For installation, this series of heads require Flange Disc shown on P31.

AHK Type

鎖固式橫向銑頭

Heavy Duty Angle Head

- 錐度 50 刀具接合介面，提供各種 BT50/SK50/CAT50 刀具之彈性應用，涵蓋大部分加工應用。
- 直接安裝於機台法蘭面。本體設計簡約，結構堅固。
- 可 360 度旋轉調整加工角度。

內孔偏擺度	0.002 mm
材質	球狀石墨鑄鐵
轉速	最高 4000 RPM
扭力	最大 250 Nm
齒輪比	1：1
適用主軸	BT, NT, SK(ISO), CAT
標準配件	開口扳手、L 型扳手
出力軸轉向	正轉

- The output interface of Taper50 ensures wide-range application with various BT50/SK50/CAT50 tool holders.
- Mount directly on the machine spindle surface. Rugged body construction for heavy duty cutting.
- Cutting direction can be adjusted from 0 ~ 360 degree.

Run-out	0.002 mm
Material	Ductile Cast Iron
R.P.M.	Max. 4000 RPM
Torque	Max. 250 Nm
Gear Ratio	1：1
Spindle Type	BT, NT, SK(ISO), CAT
Standard Accessory	Open End Wrench, L Type Wrench
Output Rotation	Same as Input Rotation

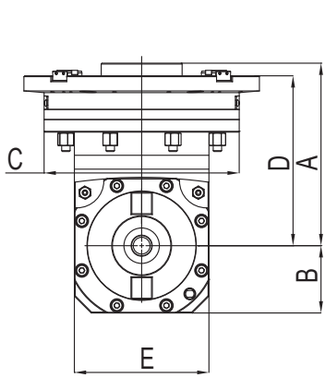

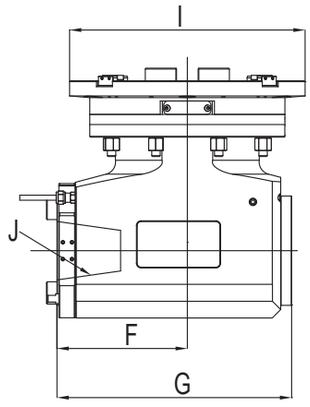



Unit : mm

Model NO.	A	B	C	D	E	F	G	I	J	N.W.(KG)
AHK-50-A3	217	80	232	202	160	155	279	280	BT50/SK50/CAT50	61.5

※ 此系列橫銑頭須採用法蘭盤定位塊，參見 P31。

※ For installation, this series of heads require Flange Disc shown on P31.

AHK Type

抓刀式橫向銑頭

Multi - block Angle Head-BT

- 錐度 40 刀具接合介面，提供各種 BT40/SK40/CAT40 刀具之彈性應用，涵蓋大部分加工應用。
- 採用高硬度高精密螺旋傘齒輪，運轉穩定，壽命長。
- 可 360 度旋轉調整加工角度。
- 多點支撐設計，可增加加工剛性及穩定性。
- 可於工作台上自動換刀，增加工作效率。
- 本體設計簡約，合金鋼本體結構堅固。

內孔偏擺度	0.002 mm
材質	合金鋼
轉速	最高 4000 RPM
扭力	最大 60 Nm
齒輪比	1：1
適用主軸	BT, SK(ISO), CAT
標準配件	開口扳手、L 型扳手
出力軸轉向	反轉

- The output interface of Taper40 ensures wide-range application with various BT40/SK40/CAT40 tool holder.
- Hardened precision spiral bevel gears ensure stable performance with long service life.
- Cutting direction can be adjusted from 0 ~ 360 degree.
- Multi-block support system improves working rigidity and stability.
- The automatic disengagement and engagement of Angle Head can be easily operated on the base of table and improve efficiency.
- Rugged Alloy Steel body construction with compact design.

Run-out	0.002 mm
Material	Alloy Steel
R.P.M.	Max. 4000 RPM
Torque	Max. 60 Nm
Gear Ratio	1：1
Spindle Type	BT, SK(ISO), CAT
Standard Accessory	Open End Wrench, L Type Wrench
Output Rotation	Reverse to Input Rotation

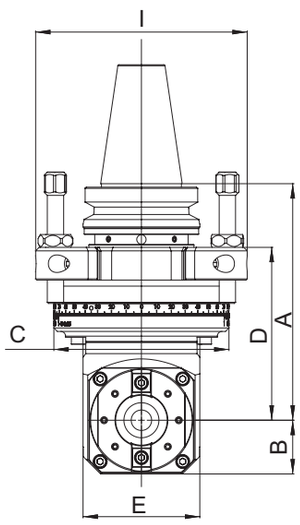

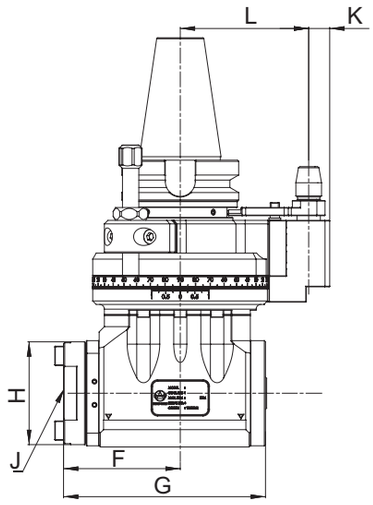

Unit : mm

Model No.	A	B	C	D	E	F	G	H	I	J	K	L	N.W. (KG)
AHK-BT50-B1	202.5	46	150	148	100	100	193	88	239	BT40/SK40/CAT40	18	110	22.5
AHK-SK50-B1	202.5	46	150	148	100	100	193	88	239	BT40/SK40/CAT40	18	110	22.5
AHK-CAT50-B1	202.5	46	150	148	100	100	193	88	239	BT40/SK40/CAT40	18	110	22.5

AHK Type

抓刀式橫向銑頭

Multi -block Angle Head-HSK

- HSK63 刀具結合介面，提供各種 HSK63 刀具之彈性應用，涵蓋大部分加工應用。
- 本體設計簡約，合金鋼本體結構堅固。
- 採用高硬度高精密螺旋傘齒輪，運轉穩定，壽命長。
- 可 360 度旋轉調整加工角度。
- 多點支撐設計，可增加加工剛性及穩定性。
- 可於工作台上自動換刀，增加工作效率。

內孔偏擺度	0.002 mm
材質	合金鋼
轉速	最高 4000 RPM
扭力	最大 60 Nm
齒輪比	1：1
適用主軸	BT, SK(ISO), CAT
標準配件	開口扳手、L 型扳手
出力軸轉向	反轉

- The output interface of HSK63 ensures wide-range application with various HSK63 tool holders.
- Rugged Alloy Steel body construction with compact design.
- Hardened precision spiral bevel gears ensure stable performance with long service life.
- Cutting direction can be adjusted from 0 ~ 360 degree.
- Multi-block support system improves working rigidity and stability.
- The automatic disengagement and engagement of Angle Head can be easily operated on the base of table and improve efficiency.

Run-out	0.002 mm
Material	Alloy Steel
R.P.M.	Max. 4000 RPM
Torque	Max. 60 Nm
Gear Ratio	1：1
Spindle Type	BT, SK(ISO), CAT
Standard Accessory	Open End Wrench L Type Wrench
Output Rotation	Reverse to Input Rotation

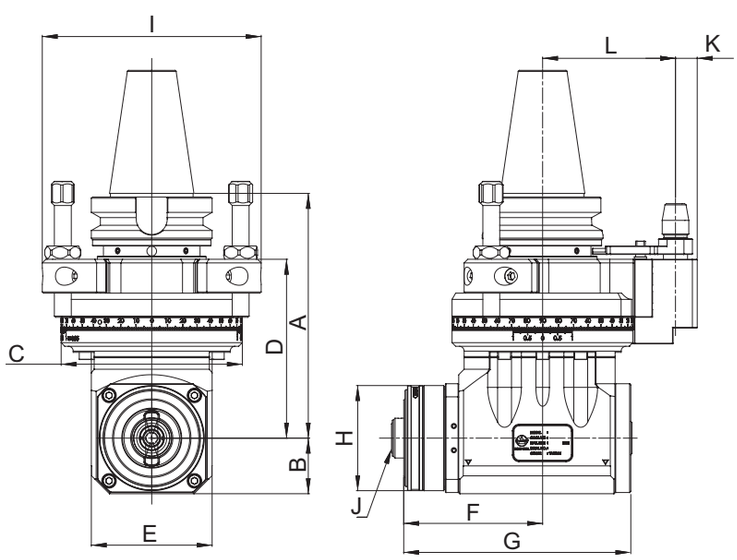



Unit : mm

Model No.	A	B	C	D	E	F	G	H	I	J	K	L	N.W. (KG)
AHK-BT50-B2	202.5	46	150	148	100	115	208	87	239	HSK63	18	110	23.4
AHK-SK50-B2	202.5	46	150	148	100	115	208	87	239	HSK63	18	110	23.4
AHK-CAT50-B2	202.5	46	150	148	100	115	208	87	239	HSK63	18	110	23.4

AHK Type

抓刀式橫向銑頭 (中心出水)

Multi -block Angle Head -HSK (Int.)

- HSK63 刀具結合介面，提供各種 HSK63 刀具之彈性應用，涵蓋大部分加工應用。
- 本體設計簡約，合金鋼本體結構堅固。
- 採用高硬度高精密螺旋傘齒輪，運轉穩定，壽命長。
- 可 360 度旋轉調整加工角度。
- 多點支撐設計，可增加加工剛性及穩定性。
- 可於工作台上自動換刀，增加工作效率。

內孔偏擺度	0.002 mm
材質	合金鋼
轉速	最高 4000 RPM
扭力	最大 60 Nm
齒輪比	1 : 1
適用主軸	BT, SK(ISO), CAT
標準配件	開口扳手、L 型扳手
出力軸轉向	反轉
中心出水	30 bar

- The output interface of HSK63 ensures wide-range application with various HSK63 tool holders.
- Hardened precision spiral bevel gears ensure stable performance with long service life.
- Cutting direction can be adjusted from 0 ~ 360 degree.
- Multi-block support system ensures working rigidity and stability.
- The automatic disengagement and engagement of Angle Head can be easily operated on the base of table and improve efficiency.
- Rugged Alloy Steel body construction with compact design.

Run-out	0.002 mm
Material	Alloy Steel
R.P.M.	Max. 4000 RPM
Torque	Max. 60 Nm
Gear Ratio	1 : 1
Spindle Type	BT, SK(ISO), CAT
Standard Accessory	Open End Wrench L Type Wrench
Output Rotation	Reverse to Input Rotation
Max. Coolant Bar	30 bar

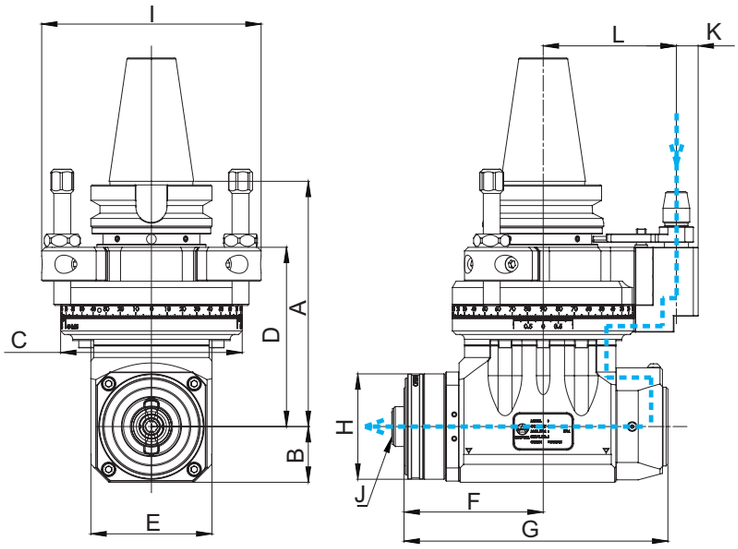



Unit : mm

Model No.	A	B	C	D	E	F	G	H	I	J	K	L	N.W. (KG)
AHK-BT50-B2-I	202.5	46	150	148	100	115	218	87	239	HSK63	18	110	23.4
AHK-SK50-B2-I	202.5	46	150	148	100	115	218	87	239	HSK63	18	110	23.4
AHK-CAT50-B2-I	202.5	46	150	148	100	115	218	87	239	HSK63	18	110	23.4

※ Int. : 中心出水 Internal Coolant

AHK Type

法蘭型自動換刀橫向銑頭 (立車)

Heavy Duty Angle Head (VTC)

- 搭配轉接盤，可於立式車床、龍門銑床等各種不同機台上使用。
- 主軸定位結構，可配合刀庫規格設計，自動換刀入刀庫。
- 可與齒型連結盤或機台主軸端面形狀連結，達到最佳化剛性。
- 採用高硬度高精密螺旋傘齒輪，運轉穩定，壽命長。
- 可 360 度旋轉調整加工角度。

內孔偏擺度	0.002 mm
材質	合金鋼
轉速	最高 4000 RPM
扭力	最大 60 Nm
齒輪比	1 : 1
適用主軸	BT, SK(ISO), CAT
標準配件	開口扳手、L 型扳手
出力軸轉向	反轉

- Can be applied on Vertical Turning Center, Plano Milling Machine and various machines with Adapter Plate.
- Built-in spindle positioning system. The flexible design of connection part which is suitable for various magazines makes the ATC application possible.
- Can be connected to tooth-shaped Flange Disc or any shape of Machine Spindle surface to reach Max. rigidity.
- Hardened precision spiral bevel gears ensure stable performance with long service life.
- Cutting direction can be adjusted from 0 ~ 360 degree.

Run-out	0.002 mm
Material	Alloy Steel
R.P.M.	Max. 4000 RPM
Torque	Max. 60 Nm
Gear Ratio	1 : 1
Spindle Type	BT, SK(ISO), CAT
Standard Accessory	Open End Wrench L Type Wrench
Output Rotation	Reverse to Input Rotation

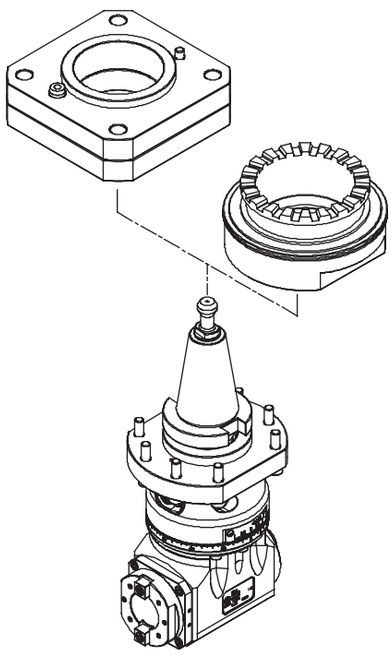

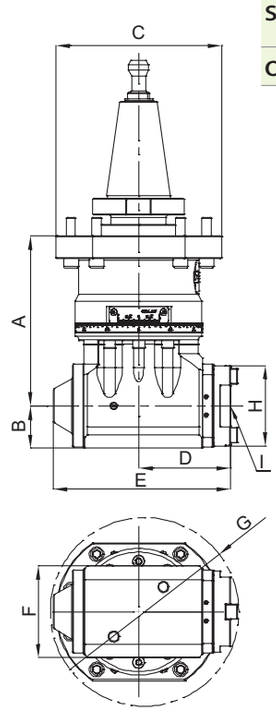



Unit : mm

Model No.	A	B	C	D	E	F	G	H	I	N.W.(KG)
AHK-BT50-C1	185	46	180	100	193	100	205	88	BT40/SK40/CAT40	25.7
AHK-SK50-C1	185	46	180	100	193	100	205	88	BT40/SK40/CAT40	25.7
AHK-CAT50-C1	185	46	180	100	193	100	205	88	BT40/SK40/CAT40	25.7

AHK Type

鋁合金後縮鎖固式橫向銑頭

Aluminum Offset Heavy Duty Angle Head

- 錐度 40 刀具接合介面，提供各種 T40/SK40/CAT40 刀具之彈性應用，涵蓋大部分加工應用。
- 直接安裝於機台法蘭面。本體設計簡約，結構堅固。
- 可 360 度旋轉調整加工角度，並加強鎖固力道及加工角度精確性。
- 採用後縮設計，減少本體長度，降低工件干涉。
- 刀具加工支點靠近橫銑頭中心增加加工剛性。
- 拆刀、鎖刀板手設計，方便拆鎖刀時固定橫向軸與施力。

內孔偏擺度	0.002 mm
材質	航太用鋁合金 & 球狀石墨鑄鐵
轉速	最高 4000 RPM
扭力	最大 50 Nm
齒輪比	1 : 1
適用主軸	BT, SK(ISO), CAT
標準配件	鎖刀板、L 型板手
出力軸轉向	正轉

- The output interface of Taper40 ensures wider-angle application with various BT40/SK40/CAT40 tool holders.
- Mount directly on the machine spindle surface. Rugged body construction for heavy duty cutting.
- Cutting Direction can be adjusted from 0~360 degrees. It allows higher clamping torque and cutting direction could remain during the machining.
- Offset design ensures compact body and largely eliminates interference.
- Offset design eliminates the protrusion of tools and enhances working rigidity.
- Special tool-locking design ensures easier tool engagement and release.

Run-out	0.002 mm
Material	Aerospace Alu. Alloy & Ductile Cast Iron
R.P.M.	Max. 4000 RPM
Torque	Max. 50 Nm
Gear Ratio	1 : 1
Spindle Type	BT, SK(ISO), CAT
Standard Accessory	Tool-Locking Plate L Type Wrench
Output Rotation	Same as Input Rotation

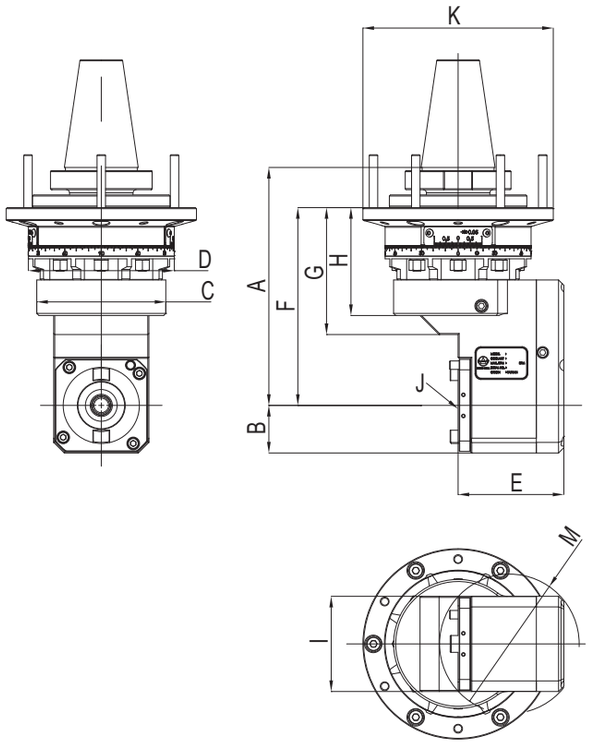



Unit : mm

Model NO.	A	B	C	D	E	F	G	H	I	J	K	M	N.W.(KG)
AHK-BT40-D1	225	45	122	138	100	187	120	102	90	BT40/SK40/CAT40	180	132	17.6
AHK-SK40-D1	225	45	122	138	100	187	120	102	90	BT40/SK40/CAT40	180	132	17.6
AHK-CAT40-D1	225	45	122	138	100	187	120	102	90	BT40/SK40/CAT40	180	132	17.6
AHK-BT50-D1	225	45	122	138	100	187	120	102	90	BT40/SK40/CAT40	180	132	20.3
AHK-SK50-D1	225	45	122	138	100	187	120	102	90	BT40/SK40/CAT40	180	132	20.3
AHK-CAT50-D1	225	45	122	138	100	187	120	102	90	BT40/SK40/CAT40	180	132	20.3

※ 此系列橫銑頭須採用法蘭盤定位塊，參見 P31。

※ For installation, this series of heads require Flange Disc shown on P31.

AHL Type

輕量化橫向銑頭 *Light Angle Head*

- 輕量化設計，適用於鑽銑加工及攻牙加工。
- 自動刀庫換刀加工，量化生產必備工具。
- 環抱型定位塊設計，可 360 度旋轉調整加工角度，並加強鎖固力道及加工角度精確性。

內孔偏擺度	0.002 mm
材質	合金鋼
轉速	最高 6000 RPM
扭力	最大 12 Nm
齒輪比	1 : 1
適用主軸	BT, SK(ISO), CAT
標準配件	M 型扳手、L 型扳手、ER 螺帽
出力軸轉向	反轉

- Compact and lighter body design is suitable for drilling, milling, and tapping application.
- Can be automatic tool changed. Increases productivity.
- Enclosed Positioning Pin: Cutting Direction can be adjusted from 0~360 degrees. It allows higher clamping torque and cutting direction could remain during the machining.

Run-out	0.002 mm
Material	Alloy Steel
R.P.M.	Max. 6000 RPM
Torque	Max. 12 Nm
Gear Ratio	1 : 1
Spindle Type	BT, SK(ISO), CAT
Standard Accessory	M Type Wrench L Type Wrench, ER Nut
Output Rotation	Reverse to Input Rotation

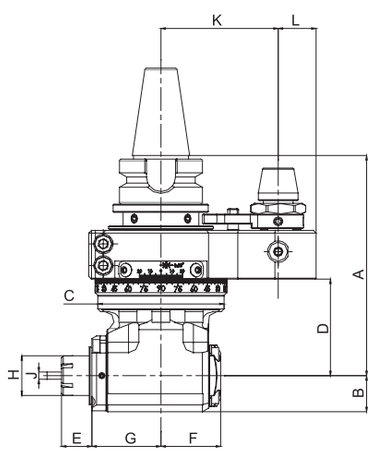

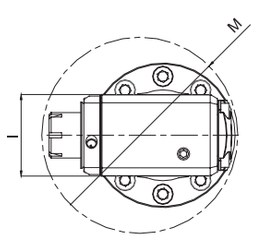

Unit : mm

Model No.	A	B	C	D	E	F	G	H	I	J	K	L	M	N.W. (KG)
AHL-BT30-A1.55	122	20	70	53.5	17	33.1	38.3	22	39.5	1~10 (ER16)	55	21	95	3
AHL-SK30-A1.55	131.5	20	70	53.5	17	33.1	38.3	22	39.5	1~10 (ER16)	55	21	95	3
AHL-BT30-A1.65	122	20	70	53.5	17	33.1	38.3	22	39.5	1~10 (ER16)	65	21	95	3
AHL-BT40-A1.65	122	20	70	53.5	17	33.1	38.3	22	39.5	1~10 (ER16)	65	21	95	3.3
AHL-SK30-A1.65	131.5	20	70	53.5	17	33.1	38.3	22	39.5	1~10 (ER16)	65	21	95	3
AHL-SK40-A1.65	131.5	20	70	53.5	17	33.1	38.3	22	39.5	1~10 (ER16)	65	21	95	3.3
AHL-CAT40-A1.65	131.5	20	70	53.5	17	33.1	38.3	22	39.5	1~10 (ER16)	65	21	95	3.3

※ 另有 6000 RPM 可供選擇 ※ Further option : 6000 RPM

AHL Type

90˚ 橫向銑頭

90˚ Angle Head

- 輕量化設計，適用於鑽銑加工及攻牙加工。
- 自動刀庫換刀加工，量化生產必備工具。
- 環抱型定位塊設計，可 360 度旋轉調整加工角度，並加強鎖固力道及加工角度精確性。

內孔偏擺度	0.002 mm
材質	航太用鋁合金 / 球狀石墨鑄鐵 / 合金鋼
轉速	最高 6000 RPM
扭力	最大 30 Nm
齒輪比	1：1
適用主軸	BT, SK(ISO), CAT
標準配件	開口扳手、ER 扳手、ER 螺帽
出力軸轉向	反轉

- Compact and lighter body design is suitable for drilling, milling, and tapping application.
- Can be automatic tool changed. Increases productivity.
- Enclosed Positioning Pin: Cutting Direction can be adjusted from 0~360 degrees. It allows higher clamping torque and cutting direction could remain during the machining.

Run-out	0.002 mm
Material	Aerospace Alu. Alloy / Ductile Cast Iron / Alloy Steel
R.P.M.	Max. 6000 RPM
Torque	Max. 30 Nm
Gear Ratio	1：1
Spindle Type	BT, SK(ISO), CAT
Standard Accessory	Open End Wrench, ER Wrench, ER Nut
Output Rotation	Reverse to Input Rotation

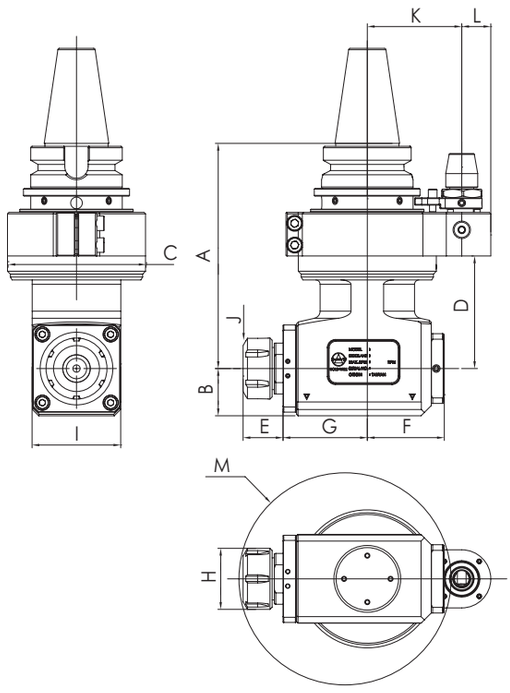

Unit : mm

Model NO.	A	B	C	D	E	F	G	H	I	J	K	L	M	N.W.(KG)
AHL-BT40-A2.65/80/110	155	32.5	95	77.5	27.5	53	58	42	61	1~16 (ER25)	65/80/110	20	146	6.7
AHL-SK40-A2.65/80/110	160.5	32.5	95	77.5	27.5	53	58	42	61	1~16 (ER25)	65/80/110	20	146	6.7
AHL-CAT40-A2.65/80/110	160.5	32.5	95	77.5	27.5	53	58	42	61	1~16 (ER25)	65/80/110	20	146	6.7
AHL-BT50-A2.80/110	162	32.5	95	77.5	27.5	53	58	42	61	1~16 (ER25)	80/110	20	146	9.1
AHL-SK50-A2.80/110	162	32.5	95	77.5	27.5	53	58	42	61	1~16 (ER25)	80/110	20	146	9.1
AHL-CAT50-A2.80/110	162	32.5	95	77.5	27.5	53	58	42	61	1~16 (ER25)	80/110	20	146	9.1
AHL-BT40-A3.65/80/110	155	32.5	95	77.5	32.5	53	58	50	61	3~20 (ER32)	65/80/110	20	152	6.7
AHL-SK40-A3.65/80/110	160.5	32.5	95	77.5	32.5	53	58	50	61	3~20 (ER32)	65/80/110	20	152	6.7
AHL-CAT40-A3.65/80/110	160.5	32.5	95	77.5	32.5	53	58	50	61	3~20 (ER32)	65/80/110	20	152	6.7
AHL-BT50-A3.80/110	162	32.5	95	77.5	32.5	53	58	50	61	3~20 (ER32)	80/110	20	152	9.1
AHL-SK50-A3.80/110	162	32.5	95	77.5	32.5	53	58	50	61	3~20 (ER32)	80/110	20	152	9.1
AHL-CAT50-A3.80/110	162	32.5	95	77.5	32.5	53	58	50	61	3~20 (ER32)	80/110	20	152	9.1

AHL Type

微型橫向銑頭

Mini Angle Head

- 輕量化設計，適用於鑽銑加工及攻牙加工。
- 自動刀庫換刀加工，量化生產必備工具。
- 環抱型定位塊設計，可 360 度旋轉調整加工角度，並加強鎖固力道及加工角度精確性。

內孔偏擺度	0.002 mm
材質	航太用鋁合金 & 合金鋼
轉速	最高 6000 RPM
扭力	最大 8 Nm
鑽孔	最大 12 mm
攻牙	最大 M8
齒輪比	1：1
適用主軸	BT, SK(ISO)
標準配件	開口扳手、ER 扳手、ER 螺帽
出力軸轉向	反轉

- Compact and lighter body design is suitable for drilling, milling, and tapping application.
- Can be automatic tool changed. Increases productivity.
- Enclosed Positioning Pin: Cutting Direction can be adjusted from 0~360 degrees. It allows higher clamping torque and cutting direction could remain during the machining.

Run-out	0.002 mm
Material	Aerospace Alu. Alloy & Alloy Steel
R.P.M.	Max. 6000 RPM
Torque	Max. 8 Nm
Drilling	Max 12 mm
Tapping	Max M8
Gear Ratio	1：1
Spindle Type	BT, SK(ISO)
Standard Accessory	Open End Wrench, ER Wrench, ER Nut
Output Rotation	Reverse to Input Rotation

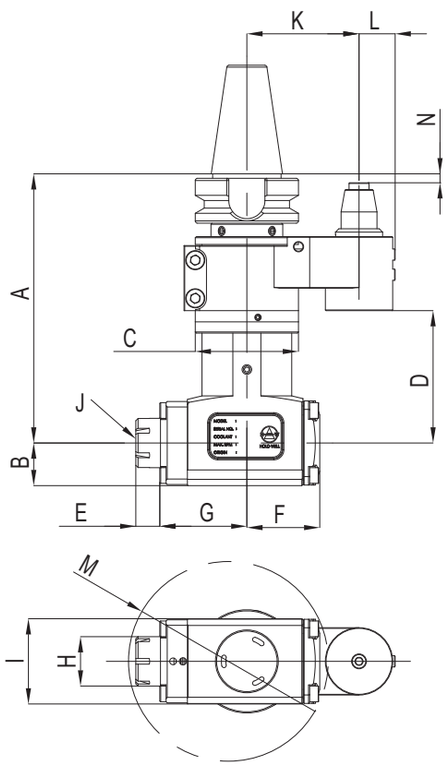



Unit : mm

Model NO.	A	B	C	D	E	F	G	H	I	J	K	L	M	N	N.W.(KG)
AHL-BT30-A4.50	120	19	46	59	10.7	32.5	38.8	22	38	1~10 (ER16)	50	16	89	4/14	1.8
AHL-SK30-A4.50	125	19	46	59	10.7	32.5	38.8	22	38	1~10 (ER16)	50	16	89	4/14	1.8
AHL-BT30-A4.65	120	19	46	59	10.7	32.5	38.8	22	38	1~10 (ER16)	65	16	89	4/14	1.8
AHL-SK30-A4.65	125	19	46	59	10.7	32.5	38.8	22	38	1~10 (ER16)	65	16	89	4/14	1.8

AHL Type

輕量化萬向銑頭

Light Angle Head-Universal

- 0˚ ~±120˚加工角度多樣化，適用於各種加工應用。
- 小型化設計、剛性高、防油、防塵佳、使用壽命長。
- 自動刀庫換刀加工，量化生產必備工具。
- 環抱型定位塊設計，可 360 度旋轉調整加工角度，並加強鎖固力道及加工角度精確性。

內孔偏擺度	0.002 mm
材質	合金鋼
轉速	最高 6000 RPM
扭力	最大 9 Nm
齒輪比	1 : 1
適用主軸	BT, SK(ISO), CAT
標準配件	開口扳手、ER 扳手、ER 螺帽
出力軸轉向	正轉

- Cutting angle can be set from 0˚~ ±120˚for various applications.
- Compact design provides extra strength, oil-proof, dust-proof, and duration.
- Can be automatic tool changed. Increases productivity.
- Enclosed Positioning Pin: Cutting Direction can be adjusted from 0~360 degrees. It allows higher clamping torque and cutting direction could remain during the machining.

Run-out	0.002 mm
Material	Alloy Steel
R.P.M.	Max. 6000 RPM
Torque	Max. 9 Nm
Gear Ratio	1 : 1
Spindle Type	BT, SK(ISO), CAT
Standard Accessory	Open End Wrench, ER Wrench, ER Nut
Output Rotation	Same as Input Rotation

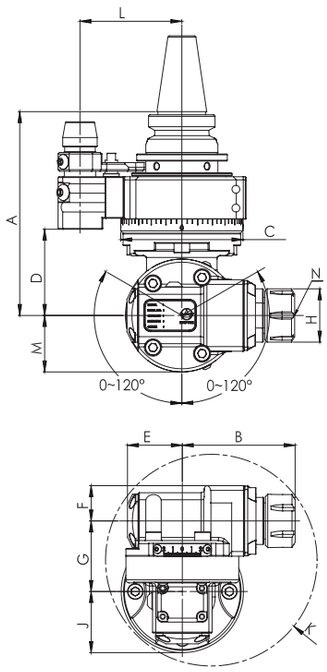

Unit : mm

Model No.	A	B max	C	D	E	F	G	H	J	K	L	M	N	N.W (KG)
AHL-BT30-B1.55	130	72~79	73	61.5	34.5	22.5	45	36	36.5	140	55	36	1~13 (ER20)	4
AHL-SK30-B1.55	139.5	72~79	73	61.5	34.5	22.5	45	36	36.5	140	55	36	1~13 (ER20)	4
AHL-BT30-B1.65	130	72~79	73	61.5	34.5	22.5	45	36	36.5	140	65	36	1~13 (ER20)	4
AHL-BT40-B1.65	130	72~79	73	61.5	34.5	22.5	45	36	36.5	140	65	36	1~13 (ER20)	4.5
AHL-SK30-B1.65	139.5	72~79	73	61.5	34.5	22.5	45	36	36.5	140	65	36	1~13 (ER20)	4
AHL-SK40-B1.65	139.5	72~79	73	61.5	34.5	22.5	45	36	36.5	140	65	36	1~13 (ER20)	4.5
AHL-CAT40-B1.65	139.5	72~79	73	61.5	34.5	22.5	45	36	36.5	140	65	36	1~13 (ER20)	4.5

AHL Type

微型萬向銑頭

Mini Angle Head - Universal

- 0°~±120°加工角度多樣化，適用於各種加工應用。
- 輕量化設計、剛性高、防油、防塵佳、使用壽命長。
- 自動刀庫換刀加工，量化生產必備工具。
- 環抱型定位塊設計，可 360 度旋轉調整加工角度，並加強鎖固力道及加工角度精確性。

內孔偏擺度	0.002 mm
材質	航太用鋁合金 & 合金鋼
轉速	最高 6000 RPM
扭力	最大 8 Nm
鑽孔	最大 10 mm
攻牙	最大 M6
齒輪比	1 : 0.66
適用主軸	BT, SK(ISO)
標準配件	M 型扳手、插銷扳手
出力軸轉向	正轉

- Cutting angle can be set from 0°~±120° for various application.
- Compact and lighter body design provide extra strength, oil-proof, dust-proof, and duration.
- Can be automatic tool changed. Increases productivity.
- Enclosed Positioning Pin: Cutting Direction can be adjusted from 0~360 degrees. It allows higher clamping torque and cutting direction could remain during the machining.

Run-out	0.002 mm
Material	Aerospace Alu. Alloy & Alloy Steel
R.P.M.	Max. 6000 RPM
Torque	Max. 8 Nm
Drilling	Max 10 mm
Tapping	Max M6
Gear Ratio	1 : 0.66
Spindle Type	BT, SK(ISO)
Standard Accessory	M Type Wrench, Pin Wrench
Output Rotation	Same as Input Rotation

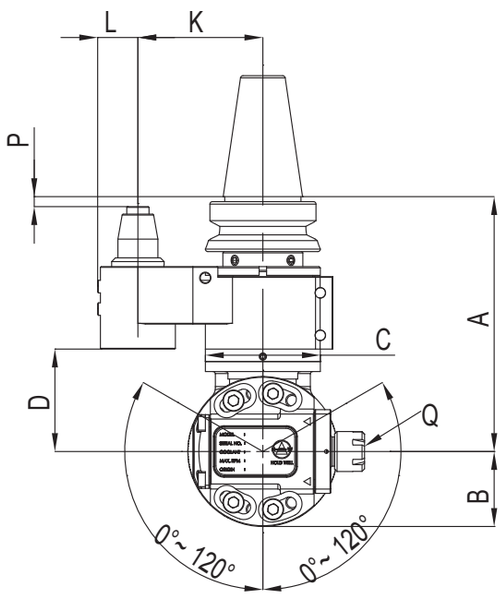

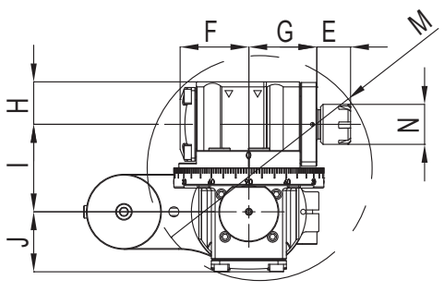

Unit : mm

Model NO.	A	B	C	D	E	F	G	H	I	J	K	L	M	N	P	Q	N.W.(KG)
AHL-BT30-B3.50	102	30	46	41	13.5	27.5	27.2	17	35	24	50	16	90	16	4/14	1~7 (ER11)	1.8
AHL-SK30-B3.50	107	30	46	41	13.5	27.5	27.2	17	35	24	50	16	90	16	4/14	1~7 (ER11)	1.8
AHL-BT30-B3.65	102	30	46	41	13.5	27.5	27.2	17	35	24	65	16	90	16	4/14	1~7 (ER11)	1.8
AHL-SK30-B3.65	107	30	46	41	13.5	27.5	27.2	17	35	24	65	16	90	16	4/14	1~7 (ER11)	1.8

AHL Type

細長型橫向銑頭

Angle Head-Ultra Slim

- 小型化設計、加長型下座，適用於深槽與深孔之內面加工。
- 自動刀庫換刀加工，量化生產必備工具。
- 環抱型定位塊設計，可 360 度旋轉調整加工角度，並加強鎖固力道及加工角度精確性。

內孔偏擺	0.002mm
材質	合金鋼
轉速	最高 6000 RPM
扭力	最大 6 Nm
鑽孔	最大 6 mm
攻牙	最大 M4
齒輪比	1：1
適用主軸	BT, SK(ISO), CAT
標準配件	T 型扳手
出力軸轉向	反轉

- Compact and longer body design is suitable for machining the deep-hole and deep-slot.
- Can be automatic tool changed. Increases productivity.
- Enclosed Positioning Pin: Cutting Direction can be adjusted from 0~360 degrees. It allows higher clamping torque and cutting direction could remain during the machining.

Run-out	0.002mm
Material	Alloy Steel
R.P.M.	Max. 6000 RPM
Torque	Max. 6 Nm
Drilling	Max. 6 mm
Tapping	Max. M4
Gear Ratio	1：1
Spindle Type	BT, SK(ISO), CAT
Standard Accessory	T Handle Hex. Wrench
Output Rotation	Reverse to Input Rotation

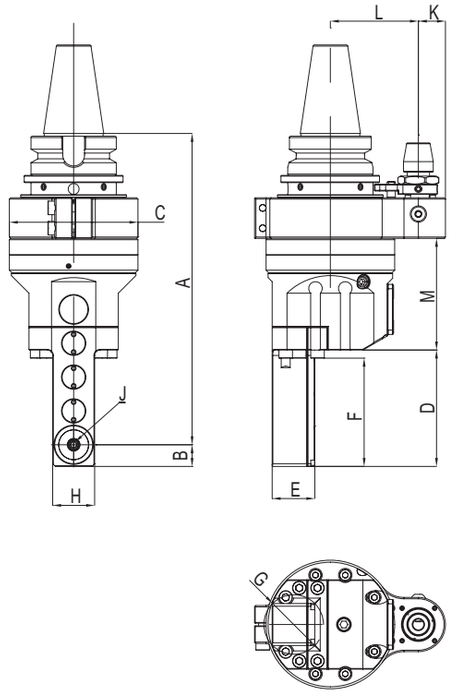

Unit : mm

Model No.	A	B	C	D	E	F	G	H	J	K	L	M	N.W. (KG)
AHL-BT40-C4.65	230	16	95	86	31.5	80	44	31	2~6 (ADC6)	20	65	82.5	6.6
AHL-BT50-C4.80	237	16	95	86	31.5	80	44	31	2~6 (ADC6)	20	80	82.5	9
AHL-BT50-C4.110	237	16	95	86	31.5	80	44	31	2~6 (ADC6)	20	110	82.5	9
AHL-SK40-C4.65	230	16	95	86	31.5	80	44	31	2~6 (ADC6)	20	65	82.5	6.6
AHL-SK50-C4.80	237	16	95	86	31.5	80	44	31	2~6 (ADC6)	20	80	82.5	9
AHL-SK50-C4.110	237	16	95	86	31.5	80	44	31	2~6 (ADC6)	20	110	82.5	9
AHL-CAT40-C4.65	230	16	95	86	31.5	80	44	31	2~6 (ADC6)	20	65	82.5	6.6
AHL-CAT50-C4.80	237	16	95	86	31.5	80	44	31	2~6 (ADC6)	20	80	82.5	9
AHL-CAT50-C4.110	237	16	95	86	31.5	80	44	31	2~6 (ADC6)	20	110	82.5	9

※ 此橫銑頭須採用我司特製 ADC 筒夾，詳細規格請見 P31。

※ This Angle Head requires the adoption of special ADC collet offered by Hold Well. The specification is listed on Page 31.

AHL Type

90˚ 雙頭橫向銑頭

90˚ Double Head Angle Head

- 輕量化設計，適用於鑽銑加工及攻牙加工。
- 自動刀庫換刀加工，量化生產必備工具。
- 環抱型定位塊設計，可 360˚ 旋轉調整加工角度，並加強鎖固力道及加工角度精確性。

內孔偏擺	0.002mm
材質	航太用鋁合金 & 合金鋼
轉速	最高 6000 RPM
扭力	最大 25 Nm
鑽孔	最大 16 mm
攻牙	最大 M12
齒輪比	1：1
適用主軸	BT, SK(ISO), CAT
標準配件	開口扳手、ER 內牙扳手
出力軸轉向	正轉 / 反轉

- Compact and lighter body design is suitable for drilling, milling, and tapping application.
- Can be automatic tool changed. Increases productivity.
- Enclosed Positioning Pin: Cutting Direction can be adjusted from 0~360 degrees. It allows higher clamping torque and cutting direction could remain during the machining.

Run-out	0.002mm
Material	Aerospace Alu. Alloy & Alloy Steel
R.P.M.	Max. 6000 RPM
Torque	Max. 25 Nm
Drilling	Max. 16 mm
Tapping	Max. M12
Gear Ratio	1：1
Spindle Type	BT, SK(ISO), CAT
Standard Accessory	Open End Wrench, ER I.N. Wrench
Output Rotation	Same as / Reverse to Input Rotation

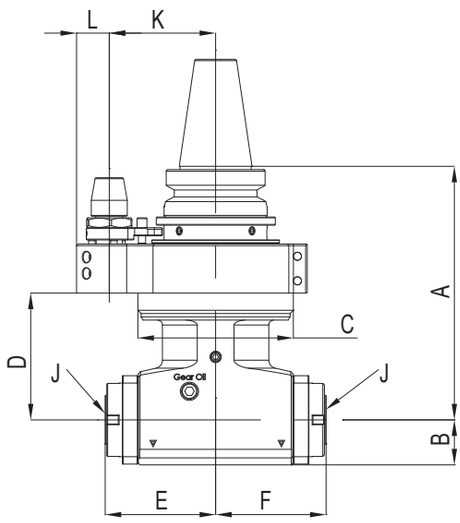

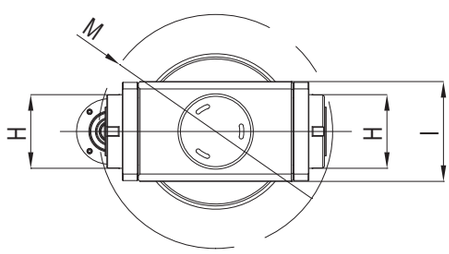



Unit : mm

Model NO.	A	B	C	D	E	F	H	I	J	K	L	M	N.W.(KG)
AHL-BT40-H1.65/80/110	155	27.5	95	77.5	67.5	67.5	45	61	1~16 (ER25 I.N)	65/80/110	20	143	6.6
AHL-SK40-H1.65/80/110	160.5	27.5	95	77.5	67.5	67.5	45	61	1~16 (ER25 I.N)	65/80/110	20	143	6.6
AHL-CAT40-H1.65/80/110	160.5	27.5	95	77.5	67.5	67.5	45	61	1~16 (ER25 I.N)	65/80/110	20	143	6.6
AHL-BT50-H1.80/110	162	27.5	95	77.5	67.5	67.5	45	61	1~16 (ER25 I.N)	80/110	20	143	9.1
AHL-SK50-H1.80/110	162	27.5	95	77.5	67.5	67.5	45	61	1~16 (ER25 I.N)	80/110	20	143	9.1
AHL-CAT50-H1.80/110	162	27.5	95	77.5	67.5	67.5	45	61	1~16 (ER25 I.N)	80/110	20	143	9.1

※ I.N. : 內牙 Internal Nut

AHM Type

鋁合金橫向銑頭

Aluminum Angle Head

- 6000 PRM 高轉速加工，提高加工效率。
- 輕量化設計，適用於輕型及高速自動換刀之機台。
- 自動刀庫換刀加工，量化生產必備工具。
- 環抱型定位塊設計，可 360° 旋轉調整加工角度，並加強鎖固力道及加工角度精確性。

內孔偏擺度	0.002 mm
材質	航太用鋁合金
轉速	最高 6000 RPM
扭力	最大 15 Nm
齒輪比	1：1
適用主軸	BT, SK(ISO), CAT
標準配件	開口扳手、ER 內牙扳手、ER 螺帽
出力軸轉向	反轉

- 6000 rpm high speed processing. Increases machining efficiency.
- Compact and lighter body design is suitable for machines with light-load magazine and high speed ATC system.
- Can be automatic tool changed. Increases productivity.
- Enclosed Positioning Pin: Cutting Direction can be adjusted from 0~360 degrees. It allows higher clamping torque and cutting direction could remain during the machining.

Run-out	0.002 mm
Material	Aerospace Aluminum Alloy
R.P.M.	Max. 6000 RPM
Torque	Max. 15 Nm
Gear Ratio	1：1
Spindle Type	BT, SK(ISO), CAT
Standard Accessory	Open End Wrench, ER I.N. Wrench, ER Nut
Output Rotation	Reverse to Input Rotation

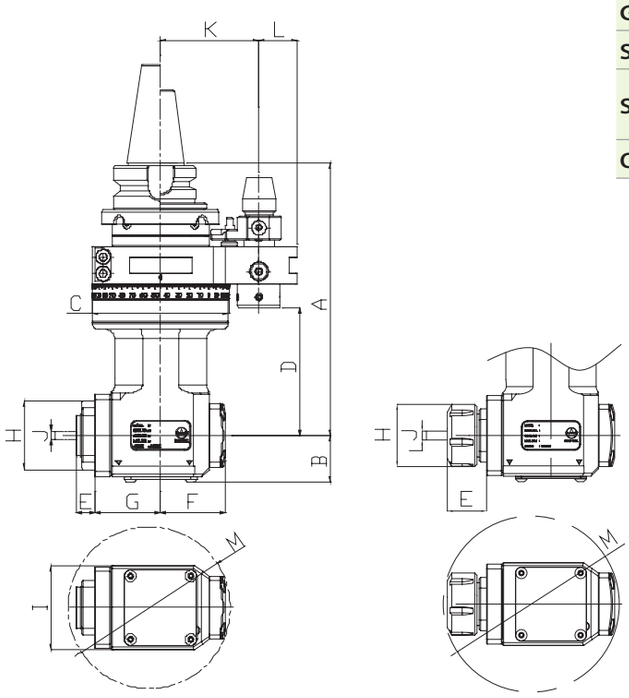

內牙 Internal Nut

Unit : mm

Model No.	A	B	C	D	E	F	G	H	I	J	K	L	M	N.W. (KG)
AHM-BT30-A04.180G	180	31.2	90	84.5	26.5	43	43.5	42	60	1~16 (ER25)	65	25	120	4.5
AHM-BT40-A04.180G	180	31.2	90	84.5	26.5	43	43.5	42	60	1~16 (ER25)	65	25	120	5
AHM-SK30-A04.180G	180	31.2	90	84.5	26.5	43	43.5	42	60	1~16 (ER25)	65	25	120	4.5
AHM-SK40-A04.180G	180	31.2	90	84.5	26.5	43	43.5	42	60	1~16 (ER25)	65	25	120	5
AHM-CAT40-A04.180G	180	31.2	90	84.5	26.5	43	43.5	42	60	1~16 (ER25)	65	25	120	5
AHM-BT30-A10.180G	180	31.2	90	84.5	12	43	43.5	45	60	1~13 (ER20 I.N)	65	25	105	4.5
AHM-BT40-A10.180G	180	31.2	90	84.5	12	43	43.5	45	60	1~13 (ER20 I.N)	65	25	105	5
AHM-SK30-A10.180G	180	31.2	90	84.5	12	43	43.5	45	60	1~13 (ER20 I.N)	65	25	105	4.5
AHM-SK40-A10.180G	180	31.2	90	84.5	12	43	43.5	45	60	1~13 (ER20 I.N)	65	25	105	5
AHM-CAT40-A10.180G	180	31.2	90	84.5	12	43	43.5	45	60	1~13 (ER20 I.N)	65	25	105	5

※ I.N. : 內牙 Internal Nut

AHM Type

鋁合金橫向銑頭 (中心出水)

Aluminum Angle Head (Int.)

- 6000 PRM 高轉速加工，提高加工效率。
- 輕量化設計，適用於輕型及高速自動換刀之機台。
- 自動刀庫換刀加工，量化生產必備工具。
- 環抱型定位塊設計，可 360° 旋轉調整加工角度，並加強鎖固力道及加工角度精確性。

內孔偏擺度	0.002 mm
材質	航太用鋁合金
轉速	最高 6000 RPM
扭力	最大 15 Nm
齒輪比	1：1
適用主軸	BT, SK(ISO), CAT
標準配件	開口扳手、ER 扳手、ER 螺帽
出力軸轉向	反轉
中心出水	30 bar

- 6000 rpm high speed processing. Increases machining efficiency.
- Compact and lighter body design is suitable for machines with light-load magazine and high speed ATC system.
- Can be automatic tool changed. Increases productivity.
- Enclosed Positioning Pin: Cutting Direction can be adjusted from 0~360 degrees. It allows higher clamping torque and cutting direction could remain during the machining.

Run-out	0.002 mm
Material	Aerospace Aluminum Alloy
R.P.M.	Max. 6000 RPM
Torque	Max. 15 Nm
Gear Ratio	1：1
Spindle Type	BT, SK(ISO), CAT
Standard Accessory	Open End Wrench, ER Wrench, ER Nut
Output Rotation	Reverse to Input Rotation
Max. Coolant Bar	30 bar

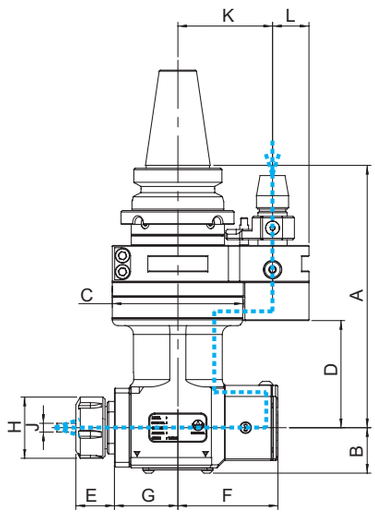

Unit : mm

Model No.	A	B	C	D	E	F	G	H	I	J	K	L	M	N.W. (KG)
AHM-BT30-A04.180G-I	180	31.2	90	84.5	26.5	68.7	43.5	42	60	1~16 (ER25)	65	25	120	5.3
AHM-BT40-A04.180G-I	180	31.2	90	84.5	26.5	68.7	43.5	42	60	1~16 (ER25)	65	25	120	5.8
AHM-SK30-A04.180G-I	180	31.2	90	84.5	26.5	68.7	43.5	42	60	1~16 (ER25)	65	25	120	5.3
AHM-SK40-A04.180G-I	180	31.2	90	84.5	26.5	68.7	43.5	42	60	1~16 (ER25)	65	25	120	5.8
AHM-CAT40-A04.180G-I	180	31.2	90	84.5	26.5	68.7	43.5	42	60	1~16 (ER25)	65	25	120	5.8

※ Int. : 中心出水 Internal Coolant

AHM Type



鋁合金後縮橫向銑頭

Aluminum Offset Angle Head

- 錐度 40 刀具接合介面，提供各種 BT40/SK40/CAT40 刀具之彈性應用，涵蓋大部分加工應用。
- 採用後縮設計，減少本體長度，降低工件干涉。
- 刀具加工支點靠近橫銑頭中心增加加工剛性。
- 拆刀、鎖刀板手設計，方便拆鎖刀時固定橫向軸與施力。
- 自動刀庫換刀加工，量化生產必備工具。
- 環抱型定位塊設計，可 360 度旋轉調整加工角度，並加強鎖固力道及加工角度精確性。

內孔偏擺度	0.002 mm
材質	航太用鋁合金 / 合金鋼
轉速	最高 4000 RPM
扭力	最大 50 Nm
齒輪比	1：1
適用主軸	BT, SK(ISO), CAT
標準配件	鎖刀板、L 型板手
出力軸轉向	正轉

- The output interface of Taper40 ensures wide-range application with various BT40/SK40/CAT40 Tool Holder.
- Offset design ensures compact body and largely eliminates interference.
- Offset design eliminates the protrusion of tools and enhances working rigidity.
- Special tool-locking design ensures easier tool engagement and release.
- Can be automatic tool changed. Increases productivity.
- Enclosed Positioning Pin: Cutting Direction can be adjusted from 0~360 degrees. It allows higher clamping torque and cutting direction could remain during the machining.

Run-out	0.002 mm
Material	Aerospace Alu. Alloy / Alloy Steel
R.P.M.	Max. 4000 RPM
Torque	Max. 50 Nm
Gear Ratio	1：1
Spindle Type	BT, SK(ISO), CAT
Standard Accessory	Tool-Locking Plate, L Type Wrench
Output Rotation	Same as Input Rotation

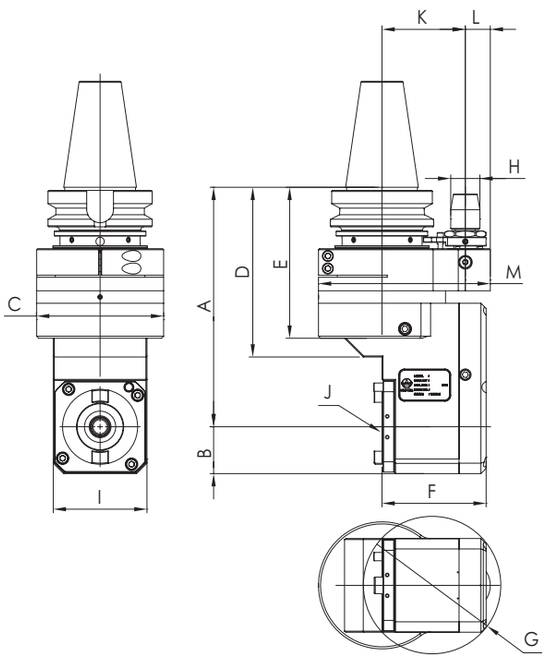



Unit : mm

Model No.	A	B	C	D	E	F	G	H	I	J	K	L	M	N.W. (KG)
AHM-BT50-D42.230	230	45	122	163	145	100	132	28	90	BT40/SK40/CAT40	80/85/110	24	165	14.8
AHM-SK50-D42.230	230	45	122	163	145	100	132	28	90	BT40/SK40/CAT40	80/85/110	24	165	14.8
AHM-CAT50-D42.230	230	45	122	163	145	100	132	28	90	BT40/SK40/CAT40	80/85/110	24	165	14.8

選購配件 Optional Accessory

定位塊 Setting Block / Stopper



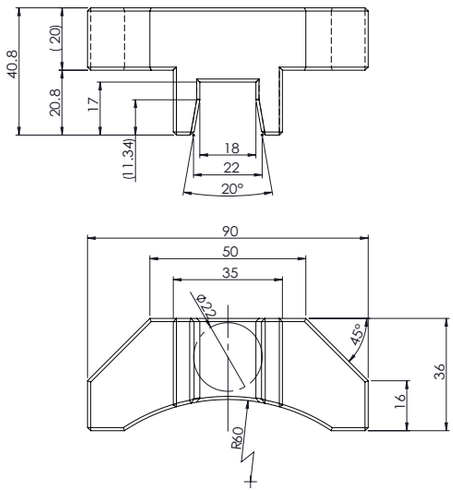

標準錐度 - 40
Standard - Taper 40
Order No. : 1AH-00288



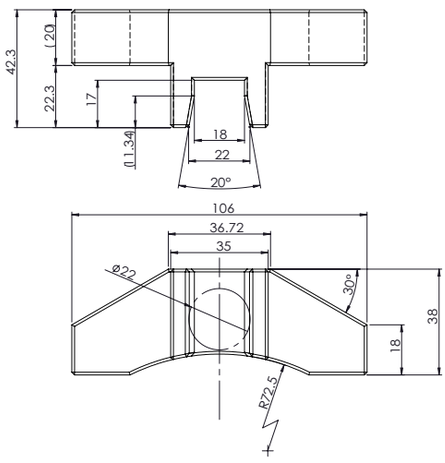

標準錐度 -50
Standard - Taper 50
Order No. : 1AH-00289

客製化定位塊 Customized Setting Block / Stopper

Order No. : BT-1



※ 圖面僅供參考。 實際的定位塊規格視客戶機台主軸尺寸不同而定。
※ For reference only. The real specification would vary from different machine spindle dimensions.

選購配件 *Optional Accessory*

客製化法蘭盤 Customized Flange Disc

AHK-A1G/A2G/A3/D1 系列專用
AHK-A1G/A2G/A3/D1 series only

延長器 Extension



AHD 系列專用
AHD series only

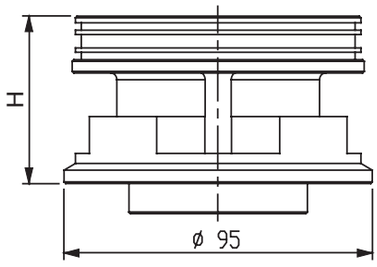

Model No.	H
AHD-E1	50
AHD-E2	100

Unit : mm

ADC 筒夾 ADC Collet

AHL-C1 系列專用
AHL-C1 series only

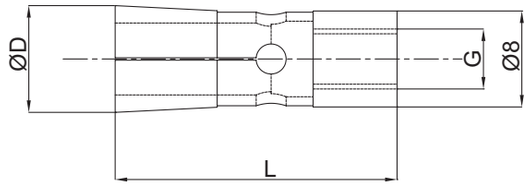

Model No.	Metric Size	D	L	G	N.W. (KG)
ADC6	2/3/4/5/6	8.9	23.5	M5*P0.8	0.005

Unit : mm

HOLD WELL

Machine Tool Accessories

HOLD WELL

Machine Tool Accessories

豪力輝工業股份有限公司

HOLD WELL INDUSTRIAL CO., LTD.

台中市大雅區雅環路2段120巷10弄31號

No.31, Aly. 10, Ln. 120, Sec. 2, Yahuan Rd., DaYa Dist., Taichung City 428, Taiwan (R.O.C.)

www.holdwell.com

sales@mail.holdwell.com

2017/02